

---

# BIDDING INSTRUCTIONS & FORMS

---

**Santa Fe Elementary 2024 Millwork Replacement**  
12801 S. Santa Fe  
Oklahoma City, OK 73170

OMNI CONSTRUCTION  
1909 S Eastern Ave Moore, OK 73160

# TABLE OF CONTENTS

## Santa Fe Elementary 2024 Millwork Replacement

Division 0	Bidding Instructions and Forms	Page 2
Document 100	Solicitation for Bids (State of Oklahoma Form)	Page 3
Document 200	Instructions to Bidders	Page 5
	1) Solicitation	Page 6
	2) Bid Documents and Contracts Documents	Page 7
	3) Site Assessment	Page 8
	4) Qualifications	Page 9
	5) Bid Submissions	Page 9
	6) Bid Enclosure/Requirements	Page 10
	7) Offer Acceptance/Rejection	Page 11
Document 300	Bid Forms	Page 12
	1) General Bid Form	Page 12
	2) Non-Collusion Affidavit	Page 14
	3) Non-Kickback Affidavit	Page 15
	4) Non-Asbestos Affidavit	Page 16
	5) Non-Sex Offender Affidavit	Page 17
	6) Business Relationship Affidavit	Page 18
Document 400	General Bid Package Items	Page 19
	1) General	Page 19
	2) Project Schedule	Page 20
	3) Safety	Page 21
Document 500	Bid Package 1 thru 15	Page 22
	1) Sitework (Not Used)	Page 22
	2) Concrete (Not Used)	Page 23
	3) Masonry (Not Used)	Page 25
	4) Metals (Not Used)	Page 26
	5) Wood & Plastic	Page 27
	6) Thermal & Moisture Protection (Not Used)	Page 28
	7) Doors & Hardware (Not Used)	Page 29
	8) Finishes (Ceiling Systems) (Not Used)	Page 30
	9) Specialties (Accessories) (Not Used)	Page 31
	10) Flooring (Not Used)	Page 32
	11) Painting	Page 33
	12) Fire Suppression (Not Used)	Page 34
	13) Mechanical (Not Used)	Page 35
	14) Plumbing	Page 36
	15) Electrical/Cabling/IT (Not Used)	Page 38

**Santa Fe Elementary 2024 Millwork Replacement**  
12801 S. Santa Fe  
Oklahoma City, OK 73170

# **Division 0**

# **Bidding Instructions**

# **&**

# **Forms**

ARCHITECT OF RECORD:

**AGP – the Abla Griffin Partnership, LLC**  
201 N. Broadway, Suite 210  
Moore, OK 73160  
405-735-3477

CONSTRUCTION MANAGER:

**OMNI Construction, LLC**  
1909 S. Eastern Ave.  
Moore, OK 73160  
405-735-3992

## DOCUMENT 100

### SOLICITATION FOR BIDS (BID NOTICE)

Sealed proposals will be received by the Board of Education, Independent School District No. I-002, Moore, Cleveland County, Oklahoma, at the Moore Public Schools Administration Service Center, 1500 SE 4<sup>th</sup> Street, Moore, Oklahoma, until 2:00 P.M., Central Standard Time, on the 6th, day of March 2024, at which time said bids will be opened for furnishing all labor and materials for the construction of the Santa Fe Elementary 2024 Millwork Replacement including the following Bid Packages:

- Bid Package 1 – Demo/Sitework (Not Used)
- Bid Package 2 – Concrete (Not Used)
- Bid Package 3 – Masonry (Not Used)
- Bid Package 4 – Metal (Not Used)
- Bid Package 5 – Wood & Plastic
- Bid Package 6 – Thermal & Moisture Protection (Not Used)
- Bid Package 7 – Doors & Hardware (Not Used)
- Bid Package 8 – Finishes (Ceiling Systems) (Not Used)
- Bid Package 9 – Specialties (Accessories) (Not Used)
- Bid Package 10 – Flooring (Not Used)
- Bid Package 11 – Painting
- Bid Package 12 – Fire Suppression (Not Used)
- Bid Package 13 – Mechanical (Not Used)
- Bid Package 14 – Plumbing
- Bid Package 15 – Electrical/Cabling/IT (Not Used)

Bids received more than ninety-six (96) hours, excluding Saturdays, Sundays, and holidays, before the time set for opening bids, as well as bids received after the time set for opening bids, will not be considered, and will be returned unopened.

Bids will be publicly opened and read aloud at the above-mentioned office immediately following the closing time stated above.

Complete sets of General Conditions, Plans, and Specifications, and other bidding documents may be obtained through OMNI Construction, LLC, and the RPG Plan Room.

OMNI Construction  
1909 S. Eastern Ave.  
Moore, OK 73160  
405-735-3992  
[www.omnioklahoma.com](http://www.omnioklahoma.com)

RPG Plan Room  
[www.rpgplanroom.com](http://www.rpgplanroom.com)

A cashier's check, a certified check, or a surety bond in the amount of five percent (5%) of the bid shall accompany the sealed proposal of each bidder if the proposal is \$50,000.00 or larger. Bid Guarantees will be returned to the unsuccessful bidders.

The Board of Education reserves the right to accept or reject any and all bids.

The time period within which a contract will be executed following award to the successful bidder will not exceed thirty (30) days.

## DOCUMENT 200

### INSTRUCTIONS TO BIDDERS

To be considered, bids must be made in accordance with these instructions to bidders.

- Section 1      Solicitation**
  - 1) Bid Submission
  - 2) Intent
  - 3) Work Identified in the Contract Documents
  - 4) Contract Time
- Section 2      Bid Documents and Contract Documents**
  - 1) Definitions
  - 2) Contract Documents Identification
  - 3) Availability
  - 4) Examination
  - 5) Queries/Addenda
  - 6) Product Substitution
- Section 3      Site Assessment**
  - 1) Site Examination
- Section 4      Qualifications**
  - 1) Evidence of Qualifications
  - 2) Subcontractors/Suppliers/Others
- Section 5      Bid Submission**
  - 1) Submission Procedure
  - 2) Bid Ineligibility
- Section 6      Bid Enclosure/Requirements**
  - 1) Security Deposit
  - 2) Performance Assurance
  - 3) Bid Form Requirements
  - 4) Bid Form Signature
- Section 7      Offer Acceptance/Rejection**
  - 1) Duration of Offer
  - 2) Acceptance of Offer

**Section 1-**  
**SOLICITATION**

**1.1) BID SUBMISSION**

- A. Sealed proposals will be received by the Board of Education, Independent School District No. I-002, Moore, Cleveland County, Oklahoma, at the Moore Public Schools Administration Service Center, 1500 SE 4<sup>th</sup> Street, Moore, Oklahoma, until 2:00 P.M., Central Standard Time, on Wednesday, the 6<sup>th</sup> day of March 2024, at which time said bids will be opened for furnishing all labor and materials for the complete construction of the Santa Fe Elementary 2024 Millwork Replacement.

**Bid Packages:** **Bid Package 1 – Demo/Sitework (Not Used)**  
**Bid Package 2 – Concrete (Not Used)**  
**Bid Package 3 – Masonry (Not Used)**  
**Bid Package 4 – Metal (Not Used)**  
**Bid Package 5 – Wood & Plastic**  
**Bid Package 6 – Thermal & Moisture Protection (Not Used)**  
**Bid Package 7 – Doors & Hardware (Not Used)**  
**Bid Package 8 – Finishes (Ceiling Systems) (Not Used)**  
**Bid Package 9 – Specialties (Accessories) (Not Used)**  
**Bid Package 10 – Flooring (Not Used)**  
**Bid Package 11 – Painting**  
**Bid Package 12 – Fire Suppression (Not Used)**  
**Bid Package 13 – Mechanical (Not Used)**  
**Bid Package 14 – Plumbing**  
**Bid Package 15 – Electrical/Cabling/IT (Not Used)**

- B. Bids received more than ninety-six (96) hours, excluding Saturdays, Sundays, and holidays, before the time set for opening bids, as well as bids received after the above time set for opening bids, will not be considered, and will be returned unopened.
- C. All forms identified in Section 300 shall be properly filled out and notarized.
- D. Bids will be publicly opened and read aloud at the above-mentioned office immediately following the closing time stated above.
- E. Amendments to submitted Bids will be permitted when received in writing prior to bid deadline and when endorsed by the same party or parties who signed and sealed the Bid.
- F. Bidders may withdraw their Bid by written request at any time before bid deadline.

**1.2) INTENT**

- A. The intent of this bid request is to obtain an offer to perform work to complete the construction of the Santa Fe Elementary 2024 Millwork Replacement, 12801 S. Santa Fe, Oklahoma City, OK 73170, for a Stipulated Price contract, in accordance with the Contract Documents.
- B. The Owner has contracted with OMNI Construction to act as Construction Manager for the total Project. Selected parts of the work of the Project may be completed by the Construction Manager and other parts may be contracted by acceptance of public bids.

**1.3) WORK IDENTIFIED IN THE CONTRACT DOCUMENTS**

- A. Work of this proposed Contract comprises of bid package 1 thru 15 as noted in the Bid Manual
- B. The Scope of the work consists of furnishing all labor and materials for the complete construction, in accordance with the Contract Documents,
- C. The Base Proposal shall include all work as described in the Drawings, Project Manual and bid day instructions and forms. Each trade shall be responsible to review all sheets identified in the plan set and work that may pertain to their respected bid package.

**1.4) CONTRACT TIME**

- A. Construction Start Date = 5-23-2024
- B. Construction Completion Date = 8-2-2024  
**Project must be completed by start of the 2024-2025 school year.**

**Section 2**

**BID DOCUMENTS AND CONTRACT DOCUMENTS**

**2.1) DEFINITIONS**

- A. Bid Documents: Project Plans, Project Manual, Bidding Instructions and Forms.
- B. Bid: Executed Bid Form and required attachments submitted in accordance with these Instructions to Bidders.
- C. Bid Price: Monetary lump sum identified by the Bidder in the Bid Form.

**2.2) CONTRACT DOCUMENTS IDENTIFICATION**

- A. The Contract Documents (Drawings and Project Manual) are identified as prepared by the Architect, AGP – the Abla Griffin Partnership, LLC, and identified in their respective Table of Contents.

**2.3) AVAILABILITY**

- A. Refer to section 2.4- for availability of drawings.

**2.4) EXAMINATION**

- A. Bid Documents are on display at the offices of the following construction association plan room facilities:
  - [1] OMNI Construction, LLC  
1909 S. Eastern Ave.  
Moore, OK 73160 405-735-3992  
[www.omnioklahoma.com](http://www.omnioklahoma.com)
  - [2] RPG Plan Room  
[www.rpgplanroom.com](http://www.rpgplanroom.com)
- B. Upon receipt of Bid Documents verify that documents are complete. Notify the Architect or Construction Manager, OMNI Construction, LLC, should the documents be incomplete.



- C. Immediately notify the Architect or Construction Manager upon finding discrepancies or omissions in the Bid Documents.

## **2.5) QUERIES/ADDENDA**

- A. Direct questions to AGP – the Abla Griffin Partnership L.L.C., 201 N Broadway, Suite 210, Moore, Oklahoma 73160, 405-735-3477 or [AGP@theAGP.net](mailto:AGP@theAGP.net). OMNI Construction, LLC, PO Box 892245 Oklahoma City, OK 73189, 405-735-3992 or [omniconstructionllc@coxinet.net](mailto:omniconstructionllc@coxinet.net).
- B. Verbal answers are not binding on any party.
- C. Submit questions not less than 3 days before date set for receipt of Bids. Replies will be made by Addenda.
- D. Addenda may be issued during the Bidding period. Addenda become part of the Contract Documents. Include resultant costs in the Bid Price.
- E. List any addenda received on the Bid Form. Failure to receive any addenda shall not release the bidder from any obligations under his bid.

## **2.6) PRODUCT SUBSTITUTION**

- A. Where the Bid Documents stipulate a particular Product, substitutions will be considered by the Architect up to seven (7) days before receipt of Bids.
- B. With each substitution request, provide sufficient information for Architect to determine acceptability of proposed products.
- C. When a request to substitute a Product is made, Architect may approve the substitution. Approved substitutions will be identified by Addenda.
- D. In submission of substitutions to products specified, Bidders shall include in their Bid, any changes required in the Work to accommodate such substitutions. Later claims by the Bidder for an addition to the Contract Time or Contract Sum/Price because of changes in Work necessitated by use of substitutions shall not be considered.

## **Section 3**

### **SITE ASSESSMENT**

#### **3.1) SITE EXAMINATION**

- A. Examine the project site before submitting a Bid.
- B. Each bidder shall carefully examine the project site, compared it to the Drawings and Project Manual, including all Addenda, and satisfied themselves as to the existing conditions under which their trade will be required to work, or that will affect the work under this contract.
- C. No allowances will be made on behalf of the Contractor for any error or negligence in determining these existing conditions. By submission of a bid on this project, the bidders agree to accept the existing project site in its present condition.
- D. Any and all site visits shall be scheduled through the Project Manager of record, OMNI Construction, LLC 405-735-3992.

## **Section 4**

### **QUALIFICATIONS**

#### **4.1) EVIDENCE OF QUALIFICATIONS**

- A. To demonstrate qualifications for performing the Work of this Contract, Bidders may be required to submit in writing, evidence of financial position, previous experience, and current commitments. The financial statement shall reflect the true financial condition of the bidder within three months prior to the date of the bid opening. To be eligible for the Contract a bidder, must be able to show his financial ability to carry on work until such time as he receives the first payment on the Contract agreement, and to finance the work between payments until the project is complete and accepted by the Owner.

#### **4.2) SUBCONTRACTORS/SUPPLIERS/OTHERS**

- A. The Owner reserves the right to reject a proposed Subcontractor for reasonable cause.
- B. Refer to OMNI Construction's Master Service Agreement when OMNI is Construction Manager.

## **Section 5**

### **BID SUBMISSION**

#### **5.1) SUBMISSION PROCEDURE**

- A. Bidders shall be solely responsible for the delivery of their Bids in the manner and time prescribed.
- B. **Submit one copy of the executed offer on the Bid Forms provided, signed, and sealed with the required security in a closed opaque envelope, clearly identified with Bidder's name, project name, Owner's name, Bid Manual 1, Bid Package Number and Description, and Bid Date on the outside of the envelope.**
- C. Contents of the Proposal Packet:
  - 1. Complete Bid Forms (Document 300).
  - 2. Non-collusion Affidavit signed and notarized.
  - 3. Non-Kickback Affidavit signed and notarized.
  - 4. Affidavit of Asbestos Free Materials and Construction signed and notarized.
  - 5. Non-Sex Offender Affidavit signed and notarized.
  - 6. Business Relationship Affidavit signed and notarized.
  - 7. A cashier's check, a certified check, or surety bond.
- D. An abstract summary of submitted Bids will be made available to all Bidders following Bid opening.

#### **5.2) BID INELIGIBILITY**

- A. Bids that are unsigned, improperly signed or sealed, conditional, illegible, obscure, contain arithmetical errors, erasures, alterations, or irregularities of any kind, may be declared unacceptable at Owner's discretion.
- B. Bid Forms, Appendices, and enclosures which are improperly prepared, may at the discretion of the Owner, be declared unacceptable.
- C. Failure to provide security deposit, bonding or insurance requirements will at the discretion of the Owner, invalidate the Bid.

## **Section 6**

### **BID ENCLOSURES/REQUIREMENTS**

#### **6.1) SECURITY DEPOSIT**

- A. Bids shall be accompanied by a security deposit if more than \$50,000.00 for a sum not less than five percent (5%) of the Bid Price/Sum submitted, as a guarantee that the successful bidder will properly execute a Contract and file performance assurance bonds within seven (7) days of the date of notification of award, as follows:
  - 1. Bid Bond or
  - 2. Certified or cashier's check.
- B. Should the successful bidder fail to enter into a Contract Agreement or to comply with the specified requirements, the bidder's check or bond will become the property of the Owner as liquidated damages, but not as penalty.
- C. Endorse the Bid Bond in the name of the Owner as obliged, signed, and sealed by the Contractor as principal and the Surety. Surety Bonds shall be issued by a surety licensed to conduct business in the State of Oklahoma and shall be accompanied by the bond agent's power-of-attorney.
- D. Endorse the certified or cashier's check in the name of the Owner.
- E. The security deposit will be returned after delivery to the Owner of the required Performance and Statutory Payment Bonds by the accepted Bidder.
- F. The security deposit will be returned after delivery to the Owner of the required Performance and Labor and Material Payment Bond(s) by the accepted Bidder.
- G. Include the cost of Bid Security in the Bid Price.
- H. After a bid has been accepted, all securities will be returned to the respective Bidders and other requested enclosures.
- I. If no contract is awarded, all security deposits will be returned.

#### **6.2) PERFORMANCE ASSURANCE**

- A. Accepted Bidder: Provide Performance and Statutory Bonds in one hundred percent (100%) of the contract amount covering faithful performance of the contract, and payment of all obligations arising there-under, will be required by the Owner.
- B. Provide a Defect Bond in the amount of one hundred percent (100%) of the contract amount covering defective workmanship and materials for a period of one year after the acceptance of the project.
- C. Include the cost of performance assurance bonds in the Bid Price.
- D. Oklahoma law allows substitution of an Irrevocable Letter of Credit is included herewith. One such letter shall be required for each of the bonds noted above.
- E. Construction Manager reserves the right to enforce or waive the surety bond requirements.

#### **6.3) BID FORM REQUIREMENTS**

- A. Complete all requested information in Section 300 of the Bidding Instructions and Forms.

#### **6.4) BID FORM SIGNATURE**

- A. The Bid Form shall be signed by the Bidder, as follows:
  - 1. Sole Proprietorship: Signature of sole proprietor in the presence of a witness who will also sign. Insert the words "Sole Proprietor" under the signature.
  - 2. Partnership: Signature of all partners in the presence of a witness who will also sign. Insert the word "Partner" under each signature.

3. Corporation: Signature of a duly authorized signing officer(s) in their normal signatures. Insert the officer's capacity in which the signing officer acts, under each signature. Affix the corporate seal. If the Bid is signed by officials other than the President and Secretary of the company, or the President/Secretary/Treasurer of the company, a copy of the by-law resolution of the Board of Directors authorizing them to do so, must also be submitted with the Bid Form in the Bid Envelope.
4. Joint Venture: Each party of the joint venture shall execute the Bid Form under their respective seals in a manner appropriate to such party as described above, similar to the requirements of a Partnership.

## **Section 7**

### **OFFER ACCEPTANCE/REJECTION**

#### **7.1) DURATION OF OFFER**

- A. Bids shall remain open to acceptance and shall be irrevocable for a period of thirty (30) days after the Bid closing date.

#### **7.2) ACCEPTANCE OF OFFER**

- A. The Owner reserves the right to accept or reject any or all bids, or to accept any bid he considers advantageous and to waive formalities and irregularities.
- B. The Owner reserves the right to disqualify bids, before and after opening, upon evidence of collusion with intent to defraud or other illegal practices upon the part of the bidder.
- C. The Contract will be awarded based on the lowest responsible bid.
- D. In case of a difference in written words and figures on the Bid Form, the amount stated in written words shall govern.
- E. After acceptance by the Owner, the Architect, on behalf of the Owner, will issue to the successful Bidder, a written Notice to Proceed.
- F. The time Period within which a contract will be executed following award to the successful bidder will not exceed thirty (30) days.
- G. In the event of a tie bid the coin toss method will be administered by the Construction Manager to determine the successful bidder.

**DOCUMENT 300**

**BID FORMS**

**PROJECT NAME:** Santa Fe Elementary 2024 Millwork Replacement

**DATE OF BID OPENING:** \_\_\_\_\_

COMPANY NAME: \_\_\_\_\_

COMPANY ADDRESS: \_\_\_\_\_

CONTACT NAME: \_\_\_\_\_

TELEPHONE NUMBER: \_\_\_\_\_

FAX NUMBER: \_\_\_\_\_

EMAIL ADDRESS: \_\_\_\_\_

PACKAGE NO. / DESCRIPTION	COMPLETE DESCRIPTION AS TO SCOPE OF WORK	AMOUNT

**\*\*Any proposal containing clarifications or exclusions shall not be considered.**

Base Bid: \_\_\_\_\_ (Written Words)

\$ \_\_\_\_\_ (Numeric Form)

IT IS UNDERSTOOD THE BASE BID DOES NOT INCLUDE THE COST OF THE PERFORMANCE BOND COVERING 100% OF THE CONTRACT AMOUNT. PRIOR TO AWARD, THE OWNER AND CONTRACTOR RESERVE THE RIGHT TO ADD A PERFORMANCE BOND FROM THE TRADE CONTRACT AGREEMENT. PLEASE INDICATE THE FOLLOWING INFORMATION WITH REGARDS TO YOUR PERFORMANCE BOND:

PERFORMANCE BOND RATE (%): \_\_\_\_\_

COST OF PERFORMANCE BOND (\$): \_\_\_\_\_ (Dollars)

**Alternates:**

Description of Alternate: \_\_\_\_\_

Add or Deduct: \_\_\_\_\_

\*\*Please note that any and all items of the given package which are not specifically excluded in the bid document will be considered to be a part of the bid package.

\_\_\_\_\_  
SIGNATURE OF BIDDING PARTY

\_\_\_\_\_  
DATE

**By initialing the line next to each item below you are acknowledging that you have included the following items:**

\_\_\_\_\_ A cashier's check, a certified check, or a surety bond if bid is \$50,000 or greater.

\_\_\_\_\_ Non-Collusion Affidavit (Signed and Notarized)

\_\_\_\_\_ Non-Kickback Affidavit (Signed and Notarized)

\_\_\_\_\_ Affidavit of Asbestos Free Materials and Construction (Signed and Notarized)

\_\_\_\_\_ Non-Sex Offender Affidavit (Signed and Notarized)

\_\_\_\_\_ Business Relations Affidavit (Signed and Notarized)

\_\_\_\_\_ Acknowledge receipt of Addenda Numbers \_ through \_ issued for bidding.

**SUBMITTED BY:**

COMPANY NAME: \_\_\_\_\_

FULL PRINTED NAME: \_\_\_\_\_

SIGNATURE: \_\_\_\_\_

DATE: \_\_\_\_\_

**NON-COLLUSION AFFIDAVIT**

STATE OF \_\_\_\_\_ )

)ss.

COUNTY OF \_\_\_\_\_ )

\_\_\_\_\_, of lawful age, being first duly sworn on oath says that (s)he is the agent authorized by the bidder to submit the attached bid. Affiant further states that the bidder has not been a party to any collusion among bidders in restraint of freedom of competition by agreement to bid at a fixed price or to refrain from bidding; or with any state official or employee as to quantity, quality or price in the prospective contract, or any other terms of said prospective contract; or in any discussions between bidders and any state official concerning exchange of money or other things of value for special consideration in the letting of contract.

Subscribed and sworn to me before this \_\_\_\_\_ day of \_\_\_\_\_, 20\_\_\_\_

\_\_\_\_\_  
Notary Public

My Commission Expires:

\_\_\_\_\_

**NON-KICKBACK AFFIDAVIT**

COMPANY NAME: \_\_\_\_\_

As required by Oklahoma State Statutes, Title 62, § 310.9, any contract for \$25,000.00 or more for the purchase of materials, goods, or services, must be accompanied by the signed statement described below. Please sign this statement as indicated below and return to Moore Public Schools at the address shown below.

MOORE PUBLIC SCHOOLS  
Attn: Purchasing Department  
1500 S.E. 4<sup>th</sup> Street  
Moore, OK 73160-8232

The undersigned (architect, contractor, supplier, or engineer), of lawful age, being first duly sworn on oath says that this contract is true and correct. Affiant further states that the (work, services, or materials) will be (completed or supplied) in accordance with the plans, specifications, orders, or requests furnished the affiant. Affiant further states that (s)he has made no payment directly or indirectly to any elected official, officer, or employee of the State of Oklahoma, any county or local subdivision of the state, of money or any other thing of value to obtain or procure the contract or purchase order.

\_\_\_\_\_  
(Signature of contractor, supplier, engineer, or architect)

Subscribed and sworn to me before this \_\_\_\_\_ day of \_\_\_\_\_, 20\_\_\_\_

\_\_\_\_\_  
Notary Public

My Commission Expires: \_\_\_\_\_



**NON-ASBESTOS AFFIDAVIT**

STATE OF OKLAHOMA \_\_\_\_\_ )

SS)

COUNTY OF \_\_\_\_\_ )

\_\_\_\_\_, of lawful age, being first duly sworn, on oath says that (s)he is the agent authorized by bidder to submit the attached bid. Affiant further states that the bidder has not included as a part of the bid and will not include in the finished construction, nor will said bidder allow any subcontractor or workman to include in the finished construction, any material which contains asbestos in any form in the amount equal to or in excess of the one percent (1%) by weight or volume.

Subscribed and sworn to me before this \_\_\_\_\_ day of \_\_\_\_\_, 20\_\_\_\_\_

\_\_\_\_\_

Notary Public

My commission Expires:

\_\_\_\_\_

**NON-SEX OFFENDER AFFIDAVIT**

The undersigned, \_\_\_\_\_ represents that he/she is the owner or an officer of \_\_\_\_\_, who has the authority to make this declaration to Moore Public Schools, as required by Section 6-101.48 of Title 70 of the Oklahoma Statutes.

I declare that no employee on school premises during normal working hours under the authority of the above-named company or business has been convicted in the State, the United States, or another state of any se offense subject to the sex Offenders Registration Act or is subject to other states or the federal sex offender registration provisions.

I further declare that no employee working on school premises during normal working hours under the authority f the above-named company or business has been convicted of a felony offense within the past ten (10) years in this State the United States, or another state.

I further understand that Title 57, Oklahoma Statutes, Section 589 provides as follows, to wit: It is unlawful for any person registered pursuant to the Sex Offenders Registration Act to work with or provide services to children or to work on school premises, or for any person or business who offers or provides services to children or contracts for work to be performed on school premises to knowingly and willfully allow any employee to work with children or to work on school premises who is registered pursuant to the Sex Offenders Registration Act. Upon conviction for any violation of the provisions of the subsection, the violator shall be guilty of a misdemeanor punishable by a fine not to exceed One Thousand Dollars (\$1,000.00). In addition, the violator may be liable for civil damages.

Dated this \_\_\_\_\_ day of \_\_\_\_\_, 20\_\_\_\_\_

Vendor / Contractor’s Name and Address

\_\_\_\_\_  
\_\_\_\_\_  
\_\_\_\_\_

Authorized Signer

Subscribed and sworn to me before this \_\_\_\_\_ day of \_\_\_\_\_, 20\_\_\_\_\_

\_\_\_\_\_  
Notary Public

My Commission Expires:

\_\_\_\_\_

**Business Relations Affidavit**

State of \_\_\_\_\_

)ss.

County of \_\_\_\_\_

\_\_\_\_\_, of lawful age, being first duly sworn on oath that (s)he is the agent authorized by the bidder to submit the attached bid. Affiant further states that the nature of any partnership, joint venture, or other business relationship presently in effect of which existed within one (1) year prior to the date of this statement which the architect, engineer, or other part of the project is as follows:

\_\_\_\_\_  
\_\_\_\_\_

Affiant further states that any such business relationship presently in effect or which existed within one (1) year prior to the date of this statement between any official or director of the architectural or engineering firm or any other party to the project is as follows:

\_\_\_\_\_  
\_\_\_\_\_

Affiant further states that the names of all persons who have any such business relationship and the positions they hold with their respective companies or firms are as follows:

\_\_\_\_\_  
\_\_\_\_\_

(If none of the business relationships hereinabove mentioned exists, affiant should so state)

Name: \_\_\_\_\_

Title: \_\_\_\_\_

Subscribed and sworn before me this \_\_\_\_\_ day of \_\_\_\_\_, 20\_\_\_\_

\_\_\_\_\_  
Notary Public

My Commission Expires: \_\_\_\_\_

**DOCUMENT 400**  
**GENERAL BID PACKAGE ITEMS**

Each Bid Package shall include, but is not necessarily limited to the following General Bid Package Items:

**Section 1-**  
**General**

- A. Subcontractor acknowledges that they have performed an onsite investigation, if desired, of the site conditions and acknowledges that all activities must be performed in close coordination with other Subcontractors. The Subcontractor shall be responsible for all means and methods for performing the work according to the contract documents, site conditions, and all applicable codes.
- B. Subcontractor shall comply with all provisions of the OMNI Construction contract, insurance, safety, and EEOC requirements.
- C. In addition to the Conditions of Specification, drawings, submittals, and Closeout Submittals the Subcontractor shall provide the following:
  - o Each Submittal shall be submitted under separate coversheet indicating the specific Specification Section to which it pertains.
  - o Subcontractor shall submit three (3) hard copies and one (1) digital copy of each submittal.
  - o Subcontractor shall submit two (2) hard copies and one (1) digital copy of Close-out Documents.
  - a. Subcontractor shall be responsible for timely submission of all submittals, including but not limited to: shop drawings, samples, product data sheets MSDS information, and all other submittals required by the contract documents.
  - b. Miscellaneous – This contract will be provided by OMNI Construction. All warranties and guarantees are to be transferred to Owner at the completion of this project.
  - c. Subcontractor shall sequence work as directed by OMNI without exception.
  - d. All correspondence for this project shall be directed to the designated Project Manager – OMNI Construction.
  - e. Coordination – Subcontractor shall have a designated Project Superintendent who will regularly attend construction meetings as required involving this project. The Superintendent/representative attending the meeting shall have the authority and ability to make binding commitments regarding the timing of the performance of Subcontractor’s work. Subcontractor, Field Project Manager or Superintendent may not be changed without mutual agreement with OMNI Construction. Subcontractor shall attend all schedule related meetings to coordinate access to work areas with the other Subcontractors, OMNI Construction and Owner work forces that are on site.
  - f. Subcontractor shall engage a qualified surveyor to establish exact points to act as working points as needed. Subcontractor shall include the cost to resurvey as needed to establish final dimensions and protect and maintain working points and survey control points from disturbance caused during construction. Construction Manager will provide two (2) Benchmarks to establish the layout.

- g. Subcontractor shall include all layout and field dimensions associated with this work.
- h. Subcontractor shall coordinate delivery of materials. Subcontractor shall provide equipment and personnel necessary to unload, stack, and store onsite. Subcontractor shall inventory all delivered items and inspect for damage or missing items. Any damaged or missing items shall be noted on the Bill of Lading. Subcontractor shall notify suppliers and arrange for replacement items to be shipped. Subcontractor shall file all damage claims with insurance carriers. Placement of staged items shall be coordinated with OMNI Construction.
- i. Subcontractor shall be responsible for any damage caused by the Subcontractor to any adjoining areas that remain.
- j. Subcontractor shall pay for all repairs to other Subcontractor's work damaged by contractor's personnel, suppliers, or subcontractors during construction.
- k. Subcontractor shall be responsible for daily clean-up to include but not limited to: Removal and/or proper storage of tools, equipment, and materials as required by the Construction Manager, disposal of scrap and waste material, and the sweeping of any dust and dirt generated by construction activities, including general foot traffic of the subcontractor. All debris will be removed from the working area and deposited in the dumpster or proper location by the subcontractor, as directed by the Construction Manager.
- l. Subcontractor is responsible for the proper back fill and testing of work put in place by the subcontractor in accordance with specification section 02200 Earthwork.
- m. Subcontractor is responsible for fire caulking and sealing of all penetrations, with an equal fire rating to that of the wall being penetrated by the subcontractor's work.

## **Section 2- Project Schedule**

Project Sequence: Bidders will be required to adhere to the project schedule, which will be provided by OMNI Construction. Work will be performed as required to meet the overall completion date.

- A. The Subcontractor agrees that it will provide adequate manpower to complete the Subcontractor's Work in accordance with the time established by the Schedule during regular working hours. The Schedule is based on a 40-hour work week. The Work Week is Monday – Friday, from 7:00 a.m. – 4:00 p.m. It shall be the Subcontractor's responsibility to meet the Schedule. Any cost associated with additional manpower and or overtime hours required to meet the schedule are the responsibility of the Subcontractor. In addition, the Subcontractor will be liable to the Construction Manager in connection with any overtime required to meet the schedule due to Subcontractor's inability to meet the schedule during regular hours, including but not limited to, additional supervision and a reasonable markup for overhead and profit.
- B. Off hour and or Overtime may be required to complete select activities as may be directed by the Construction Manager and or Owner to meet the need of the school. These activities will be scheduled in advance.

- C. It shall be the responsibility of Subcontractor to provide in writing the following information on a weekly basis, in order to update the Master Project Schedule:
- Detailed Schedule including activities, anticipate durations and man loading
  - Subcontractor's daily report shall be submitted to OMNI Project Superintendent
  - Planned crew size and man-hours by week
  - Actual crew size and man-hours expended by week
  - Planned units by week
  - Actual units installed by week
- D. Subcontractor shall provide an estimated man-loading curve for the duration of the project. This curve will be used as a guide for man loading throughout project. Subcontractor shall coordinate with OMNI Construction to refine the schedule for manpower loading and timely completion of the project. This responsibility will be ongoing as updates are required.

### **Section 3- Safety**

- 3.1 Subcontractor shall implement a safety program meeting or exceed the requirements set forth by OSHA.
- 3.2 High visibility clothing and proper PPE will be required 100% of the time for the duration of this project.

**DOCUMENT 500**  
**BID PACKAGE 1-14**

**BID PACKAGE 1: DEMO/SITEWORK (Not Used)**

**Project:** Santa Fe Elementary 2024 Millwork Replacement  
**Location:** 12801 S. Santa Fe, Oklahoma City, OK 73170

---

<b>Specification Section</b>	<b>Description</b>	
Division 0	Bidding & Contract Documents	Complete
Division 1	General Requirements	Complete
Section 02050	Demolition	As applicable to Site Prep and Concrete
Section 02100	Site Preparation	Complete
Section 02110	Temporary Construction Fencing	Complete
Section 02110	Temporary Access Road and Laydown Area	Complete
Section 02200	Earthwork	As applicable to Concrete
Section 02910	Temporary Erosion Control	Complete
Section 02920	Landscape Grading	Complete

---

**This bid package shall include all labor, materials, equipment, services, insurances, and incidentals for the DEMO/SITEWORK BID PACKAGE, including work from referenced specifications and other work normally associated with this trade.**

**The scope of work shall include all General Bid Package Items as listed in section 400 of Division 0 of the bid manual and shall also include, but not be limited to the following items:**

1. Furnish labor, materials, and equipment necessary to complete demo/sitework.
2. Testing to be paid for by others, but to be coordinated by contractor.
3. Include all dewatering required to perform this scope of work.
4. Provide construction entrance as set forth in specifications.
5. All miscellaneous equipment and material required for the proper completion of this scope of work.
6. Subcontractor is to ensure that all elevated work areas are made ready to protect all areas below and have OSHA approved fall protection for work to proceed.

**BID PACKAGE 2: CONCRETE (Not Used)**

**Project:** Santa Fe Elementary 2024 Millwork Replacement  
**Location:** 12801 S. Santa Fe, Oklahoma City, OK 73170

---

<b>Specification Section</b>	<b>Description</b>	
Division 0	Bidding & Contract Documents	Complete
Division 1	General Requirements	Complete
Section 02280	Soil treatment	Complete
Section 02500	Paving and Surfacing	Complete
Section 03300	Cast-In-Place Concrete	Complete
Section 06100	Rough Carpentry	As applicable to concrete
Section 07200	Insulation	As applicable to concrete
Section 07260	Vapor Barrier	As applicable to concrete

---

**This bid package shall include all labor, materials, equipment, services, insurances, and incidentals for the CONCRETE BID PACKAGE, including work from referenced specifications and other work normally associated with this trade.**

**The scope of work shall include all General Bid Package Items as listed in section 400 of Division 0 of the bid manual and shall also include, but not be limited to the following items:**

1. Furnish and install all concrete complete.
2. Furnish and install all rebar, dowels, and accessories associated with concrete. Furnish and maintain all rebar caps on dowels until next trade begins tie in. **(Rebar associated with Masonry will be provided and installed in Masonry Bid package.)**
3. Furnish and install all required formwork.
4. Excavate and fill as required for all concrete work.
5. Furnish all sand & gravel base required for concrete work.
6. Include all necessary layout and surveying from a provided benchmark for concrete work.
7. Include all termite treatments.
8. Testing to be paid for by others but coordinated by contractor.
9. Include all concrete related weather and temperature protection.
10. Include all dewatering required to perform this scope of work.
11. Include concrete repairs including but not limited to patching, rubbing, grinding, fill, sandblast, and caulk as indicated on the drawings and specifications.
12. Furnish and install board insulation under slab and at foundation perimeter per plans and specifications.



13. All miscellaneous equipment and material required for the proper completion of this scope of work.
14. Subcontractor is to ensure that all elevated pours are made ready to protect all areas below and have OSHA approved fall protection for work to proceed.
15. Furnish and install sidewalks/paving as detailed.

**BID PACKAGE 3: MASONRY (Not Used)**

**Project:** Santa Fe Elementary 2024 Millwork Replacement  
**Location:** 12801 S. Santa Fe, Oklahoma City, OK 73170

---

<b>Specification Section</b>	<b>Description</b>	
Division 0	Bidding & Contract Documents	Complete
Division 1	General Requirements	Complete
Section 04810	Unit Masonry Assemblies	Complete
Section 05500	Metal Fabrications	As Applicable to Masonry

---

**This bid package shall include all labor, materials, equipment, services, insurances, and incidentals for the MASONRY BID PACKAGE, including work from referenced specifications and other work normally associated with this trade.**

**The scope of work shall include all General Bid Package Items as listed in section 400 of Division 0 of the bid manual and shall also include, but not be limited to the follow items:**

1. Furnish and install all necessary materials to complete masonry work, inclusive of rebar related to masonry scope of work.
2. Provide all necessary equipment and materials required for completion of this scope of work.
3. Subcontractor to ensure that all elevated work areas are made ready to protect all areas below and have OSHA approved fall protection for work to proceed.
4. Install all loose steel lintels over openings.

**BID PACKAGE 4: METALS (MATERIAL ONLY) (Not Used)**

**Project:** Santa Fe Elementary 2024 Millwork Replacement  
**Location:** 12801 S. Santa Fe, Oklahoma City, OK 73170

---

<b>Specification</b>		
<b>Section</b>	<b>Description</b>	
Division 0	Bidding & Contract Documents	Complete
Division 1	General Requirements	Complete
Section 05120	Structural Steel	Material Complete
Section 05210	Steel Joists	Material Complete
Section 05310	Metal Deck	Material Complete
Section 05500	Metal Fabrications	As per plans and applicable

---

**This bid package shall include all material, equipment, services, insurances, and incidentals for the METAL (MATERIAL ONLY) BID PACKAGE, including work from referenced specifications and other work normally associated with this trade.**

**The scope of work shall include all General Bid Package Items as listed in section 400 of Division 0 of the bid manual and shall also include, but not be limited to the following items:**

1. Supply all structural steel framing, joist, and steel decking.
2. Supply all anchors for embedding into concrete.
3. Supply all anchors for embedding into masonry.
4. Supply all bridging and seats.
5. Supply all bearings and angles.
6. Supply all lintels.
7. Supply all required fasteners to include but not limited to bolts, nuts, lag bolts, machine screws, plain washers, drilled-in expansion bolts, toggle bolts, epoxy, anchors, screens, and concrete inserts as indicated in the documents.
8. Include delivery of all material associated with this bid package. Delivery must be coordinated with the Construction Manager and steel erector.
9. Supply all seismic bracing steel.

**BID PACKAGE 5: WOOD & PLASTIC**

**Project: Santa Fe Elementary 2024 Millwork Replacement**

**Location: 12801 S. Santa Fe, Oklahoma City, OK 73170**

---

**Specification**

<b>Section</b>	<b>Description</b>	
Division 0	Bidding & Contract Documents	Complete
Division 1	General Requirements	Complete
Section 06200	Finish Carpentry	As applicable to custom casework/millwork
Section 06410	Custom Casework	Complete
Section 06420	Custom Laminate Casework (Option)	Complete (Option)

**This bid package shall include all labor, materials, equipment, services, insurances, and incidentals for the WOODS & PLASTICS BID PACKAGE, including work from referenced specifications and other work normally associated with this trade.**

**The scope of work shall include all General Bid Package Items as listed in section 400 of Division 0 of the bid manual and shall also include, but not be limited to the following items:**

1. Furnish and install all necessary materials to complete carpentry work.
2. Provide all necessary equipment and materials required for the proper completion of this scope of work.
3. Subcontractor to ensure that all elevated work areas are made ready to protect all areas below and have OSHA approved fall protection for work to proceed.

**BID PACKAGE 6: THERMAL & MOISTURE PROTECTION (Not Used)**

**Project: Santa Fe Elementary 2024 Millwork Replacement**

**Location: 12801 S. Santa Fe, Oklahoma City, OK 73170**

---

**Specification**

<b>Section</b>	<b>Description</b>	
Division 0	Bidding & Contract Documents	Complete
Division 1	General Requirements	Complete
Section 07100	Waterproofing	Complete
Section 07150	Damp proofing	Complete
Section 07200	Insulation	Complete except as to concrete, roofing and interior finish
Section 07840	Firestopping	Complete
Section 07900	Sealants	Complete

---

**This bid package shall include all labor, materials, equipment, services, insurances, and incidentals for the THERMAL & MOISTURE PROTECTION BID PACKAGE, including work from referenced specifications and other work normally associated with this trade.**

**The scope of work shall include all General Bid Package Items as listed in section 400 of Division 0 of the bid manual and shall also include, but not be limited to the following items:**

1. Furnish and install all necessary materials to complete the waterproofing/insulation/firestopping work.
2. Provide all necessary equipment and materials required for completion of this scope of work.
3. Subcontractor to ensure that all elevated work areas are made ready to protect all areas below and have OSHA approved fall protection for work to proceed.

**BID PACKAGE 7: DOORS/HARDWARE (MATERIAL ONLY) (Not Used)**

**Project: Santa Fe Elementary 2024 Millwork Replacement**

**Location: 12801 S. Santa Fe, Oklahoma City, OK 73170**

---

**Specification**

<b>Section</b>	<b>Description</b>	
Division 0	Bidding & Contract Documents	Complete
Division 1	General Requirements	Complete
Section 06100	Rough Carpentry	As applicable to this bid package
Section 06200	Finish Carpentry	As applicable to this bid package
Section 06300	Wood Treatment	As applicable to this bid package
Section 08100	Metal Doors and Frames	As applicable to this bid package
Section 08200	Wood Doors	As applicable to this bid package
Section 08700	Finish Hardware	As applicable to this bid package

---

**This bid package shall include all labor, materials, equipment, services, insurances, and incidentals for the DOORS/HARDWARE BID PACKAGE, including work from referenced specifications and other work normally associated with this trade.**

**The scope of work shall include all General Bid Package Items as listed in section 400 of Division 0 of the bid manual and shall also include, but not be limited to the following items:**

1. Furnish all wood and metal doors, frames and hardware per plans and specifications installation by others.

**BID PACKAGE 8: FINISHES (CEILING SYSTEM) (Not Used)**

**Project:** Santa Fe Elementary 2024 Millwork Replacement  
**Location:** 12801 S. Santa Fe, Oklahoma City, OK 73170

---

<b>Specification</b>		
<b>Section</b>	<b>Description</b>	
Division 0	Bidding & Contract Documents	Complete
Division 1	General Requirements	Complete
Section 05400	Cold Formed Metal Framing	Complete
Section 06100	Rough Carpentry	As applicable to this bid package
Section 06200	Finish Carpentry	As applicable to this bid package
Section 06300	Wood Treatment	As applicable to this bid package
Section 07200	Insulation	As applicable to this bid package
Section 09120	Ceiling Suspension Systems	Complete
Section 09250	Gypsum Wallboard	Complete
Section 09500	Acoustical Treatment	Complete

---

**This bid package shall include all labor, materials, equipment, services, insurances, and incidentals for the FINISHES (CEILING SYSTEM) BID PACKAGE, including work from referenced specifications and other work normally associated with this trade.**

**The scope of work shall include all General Bid Package Items as listed in section 400 of Division 0 of the bid manual and shall also include, but not be limited to the following items:**

1. Furnish labor, materials, and equipment necessary to complete the ceiling system/finish framing/sheetrock.
2. All miscellaneous equipment and material required for the proper completion of this scope of work.
3. Subcontractor is to ensure that all elevated work is made ready to protect all areas below and have OSHA approved fall protection for work to proceed.

**BID PACKAGE 9: SPECIALTIES (ACCESSORIES) (Not Used)**

**Project: Santa Fe Elementary 2024 Millwork Replacement**

**Location: 12801 S. Santa Fe, Oklahoma City, OK 73170**

---

**Specification**

<b>Section</b>	<b>Description</b>	
Division 0	Bidding & Contract Documents	Complete
Division 1	General Requirements	Complete
Section 10100	Chalkboards and Tackboards	Complete
Section 10520	Fire Protection Specialties	Complete
Section 10800	Toilet and Bath Accessories	Complete

**This bid package shall include all labor, materials, equipment, services, insurances, and incidentals for the SPECIALTIES (ACCESSORIES) BID PACKAGE, including work from referenced specifications and other work normally associated with this trade.**

**The scope of work shall include all General Bid Package Items as listed in section 400 of Division 0 of the bid manual and shall also include, but not be limited to the following items:**

1. Furnish all materials necessary for installation of accessories per the plans and specifications, installation to be provided by others.



**BID PACKAGE 10: FLOORING (Not Used)**

**Project:** Santa Fe Elementary 2024 Millwork Replacement  
**Location:** 12801 S. Santa Fe, Oklahoma City, OK 73170

---

<b>Specification</b>		
<b>Section</b>	<b>Description</b>	
Division 0	Bidding & Contract Documents	Complete
Division 1	General Requirements	Complete
Section 09300	Tile	Complete
Section 09650	Resilient Tile Flooring	Complete
Section 09681	Carpet Tile	Complete

---

**This bid package shall include all labor, materials, equipment, services, insurances, and incidentals for the FLOORING BID PACKAGE, including work from referenced specifications and other work normally associated with this trade.**

**The scope of work shall include all General Bid Package Items as listed in section 400 of Division 0 of the bid manual and shall also include, but not be limited to the following items:**

1. Furnish labor, materials, and equipment necessary to complete flooring.
2. All miscellaneous equipment and material required for the proper completion of this scope of work.

**BID PACKAGE 11: PAINTING**

**Project: Santa Fe Elementary 2024 Millwork Replacement**  
**Location: 12801 S. Santa Fe, Oklahoma City, OK 73170**

---

<b>Specification</b>		
<b>Section</b>	<b>Description</b>	
Division 0	Bidding & Contract Documents	Complete
Division 1	General Requirements	Complete
Section 09900	Painting	Complete

---

**This bid package shall include all labor, materials, equipment, services, insurances, and incidentals for the PAINTING BID PACKAGE, including work from referenced specifications and other work normally associated with this trade.**

**The scope of work shall include all General Bid Package Items as listed in section 400 of Division 0 of the bid manual and shall also include, but not be limited to the following items:**

1. Furnish labor, materials, and equipment necessary to complete painting.
2. Provide all miscellaneous equipment and material required for the proper completion of this scope of work.
3. Subcontractor is to ensure that all elevated work is made ready to protect all areas below and have OSHA approved fall protection for work to proceed.

**BID PACKAGE 12: FIRE SUPPRESSION (Not Used)**

**Project:** Santa Fe Elementary 2024 Millwork Replacement  
**Location:** 12801 S. Santa Fe, Oklahoma City, OK 73170

---

<b>Specification</b>		
<b>Section</b>	<b>Description</b>	
Division 0	Bidding & Contract Documents	Complete
Division 1	General Requirements	Complete
Section 210500	Common Work Results for Fire Suppression	Complete
Section 210553	Identification for Fire Suppression Piping and Equipment	Complete
Section 211300	Fire Suppression Sprinklers	Complete

---

**This bid package shall include all labor, materials, equipment, services, insurances, and incidentals for the FIRE SUPPRESSION BID PACKAGE, including work from referenced specifications and other work normally associated with this trade.**

**The scope of work shall include all General Bid Package Items as listed in section 400 of Division 0 of the bid manual and shall also include, but not be limited to the following items:**

1. Furnish labor, materials and equipment necessary to complete fire suppression.
2. All miscellaneous equipment and material required for the proper completion of this scope of work.
3. Subcontractor is to ensure that all elevated work is made ready to protect all areas below and have OSHA approved fall protection for work to proceed.

**BID PACKAGE 13: MECHANICAL (Not Used)**

**Project:** Santa Fe Elementary 2024 Millwork Replacement  
**Location:** 12801 S. Santa Fe, Oklahoma City, OK 73170

---

<b>Specification</b>		
<b>Section</b>	<b>Description</b>	
Division 0	Bidding & Contract Documents	Complete
Division 1	General Requirements	Complete
Section 230500	Common Work Results for HVAC	Complete
Section 230513	Common Motor Requirements for HVAC Equipment	Complete
Section 230548	Vibration and Seismic Controls for HVAC Piping and Equipment	Complete
Section 230593	Testing, Adjusting, & Balancing for HVAC	Complete
Section 230700	HVAC Insulation	Complete
Section 233100	HVAC Ducts and Casings	Complete
Section 233300	Air Duct Accessories	Complete
Section 233713	Diffusers, Registers, and Grilles	Complete
Section 235400	Gas Fired Furnaces	Complete
Section 236213	Packaged Air-Cooled Refrigerant Compressor and Condensing Units	Complete

---

**This bid package shall include all labor, materials, equipment, services, insurances, and incidentals for the MECHANICAL BID PACKAGE, including work from referenced specifications and other work normally associated with this trade.**

**The scope of work shall include all General Bid Package Items as listed in section 400 of Division 0 of the bid manual and shall also include, but not be limited to the following items:**

1. Furnish labor, materials and equipment necessary to complete mechanical.
2. Testing to be coordinated by mechanical contractor.
3. All miscellaneous equipment and material required for the proper completion of this scope of work.
4. Coring, patching and caulking of penetrations required for this scope of work.
5. Subcontractor is to ensure that all elevated work is made ready to protect all areas below and have OSHA approved fall protection for work to proceed.

**BID PACKAGE 14: PLUMBING**

**Project: Santa Fe Elementary 2024 Millwork Replacement**  
**Location: 12801 S. Santa Fe, Oklahoma City, OK 73170**

---

<b>Specification Section</b>	<b>Description</b>	
Division 0	Bidding & Contract Documents	Complete
Division 1	General Requirements	Complete
Plan Sheets A100-A401	Plumbing	Complete

---

**This bid package shall include all labor, materials, equipment, services, insurances, and incidentals for the PLUMBING BID PACKAGE, including work from referenced specifications and other work normally associated with this trade.**

**The scope of work shall include all General Bid Package Items as listed in section 400 of Division 0 of the bid manual and shall also include, but not be limited to the follow items:**

1. Provide all material labor, and equipment required for proper installation of complete plumbing system.
2. All piping, fittings, valves, cleanouts, fixtures, and accessories as required for complete and proper installation of plumbing.
3. Any sleeves and penetrations required in walls, floors, roof, etc. for this work including fire/smoke sealing inside and outside of sleeves and patching/fire caulking of the penetrations.
4. All supports, hangers and in-wall blocking required for this work.
5. All identification as called for and/or required per code.
6. Coring, patching and caulking of penetrations required for this scope of work.
7. Caulking of all fixtures.
8. Furnishing and installing all plumbing equipment.
9. Provide all necessary sleeving and or block-outs at CMU required for the proper installation of all plumbing systems included in this contract agreement. Contractor will provide adequate layout and coordination with the Masonry Contractor to ensure proper installation of the work.
10. All permits, fees and inspections as required.
11. Removal of existing faucets and sinks and install of new sinks and faucets.

12. All cutting and patching as required for the work of this proposal.
13. Subcontractor is responsible for backfilling and compactions per section 00202.
14. All testing to be paid for by others and coordinated by subcontractor associated with backfilling and compaction.
15. Subcontractor is responsible for removal of excess spoils from site.
16. Subcontractor to coordinate with utilities subcontractor to tie into utilities.
17. Subcontractor shall furnish and install steel, lockable, and primed access panels in any location required to allow for proper access to the plumbing system. Access panels shall be large enough to accommodate easy access for repairs, maintenance, and inspection.
18. All penetrations through CMU walls must have block-outs. Core drilling will not be allowed.

**BID PACKAGE 15: ELECTRICAL/CABLING/IT (Not Used)**

**Project:** Santa Fe Elementary 2024 Millwork Replacement  
**Location:** 12801 S. Santa Fe, Oklahoma City, OK 73170

---

<b>Specification</b>		
<b>Section</b>	<b>Description</b>	
Division 0	Bidding & Contract Documents	Complete
Division 1	General Requirements	Complete
Section 260500	Common Work Results for Electrical	Complete
Section 260504	Cleaning, Inspection, and Testing of Electrical Equipment	Complete
Section 260519	Low-Voltage Electrical Power Conductors & Cables	Complete
Section 260523	Control-Voltage Electrical Power Cables	Complete
Section 260526	Grounding and Bonding for Electrical Systems	Complete
Section 260529	Hangers and Supports for Electrical Systems	Complete
Section 260533	Raceway and Boxes for Electrical Systems	Complete
Section 260553	Identification for Electrical Systems	Complete
Section 260573	Short Circuit Coordination & Arc Flash Hazard Study	Complete
Section 262416	Panelboards	Complete
Section 262702	Equipment Wiring Systems	Complete
Section 262726	Wiring Devices	Complete
Section 262728	Disconnect Switches	Complete
Section 262730	Contractors	Complete
Section 265113	Interior Lighting Fixtures, Lamps, and Ballasts	Complete
Plan Sheet T100-T403	Structured Cabling	Complete
Plan Sheet T100-T403	Intercom System	Complete
Plan Sheet T100-T403	Clock System	Complete
Plan Sheet T100-T403	Security System	Complete
Plan Sheet T100-T403	Access Control Equipment	Complete
Plan Sheet T100-T403	IP Camera	Complete
Plan Sheet T100-T403	Fire System	Complete

---

**This bid package shall include all labor, material, equipment, services, insurances, and incidentals for the ELECTRICAL/CABLING/IT BID PACKAGE, including work from referenced specifications and other work normally associated with this trade.**

**The scope of work shall include all General Bid Package Items as listed in section 400 of Division 0 of the Bid Manual and shall also include, but not be limited to the following items:**

1. Furnish and install the complete building and site electrical systems as specified.
2. Furnish, install, and coordinate all permanent fire alarm and communication systems.
3. Provide, coordinate, and maintain all temporary building/jobsite trailer and site electrical power and lighting services, including temporary construction facilities.

4. Subcontractor is responsible for coordinating all systems with the Fire Sprinkler, Mechanical, and Plumbing Contractors.
5. All associated inspections, permits, and required fees.
6. Subcontractor is responsible for all layout associated with this bid package.
7. Subcontractor is responsible for bid package 14 associated earthwork, including hauling off excess spoils.
8. Furnish and install all sleeves for associated electrical work.
9. Subcontractor is responsible for any and all wiring to others equipment.
10. Subcontractor is responsible for all fire-stopping where this scope of work creates penetrations.
11. Furnish and install all conduit and boxes for specification divisions 26000 through 28000.
12. Furnish and install all conduit and boxes for all mechanical controls systems.
13. Subcontractor shall furnish and install steel, lockable, and primed access panels in any location required to allow for proper access to the electrical system. Access panels shall be large enough to accommodate easy access for repairs, maintenance, and inspection.
14. All penetrations through CMU walls must have block-outs. Core drilling will not be allowed.

END



MOORE PUBLIC SCHOOLS  
SANTA FE ELEMENTARY SCHOOL  
2024 MILLWORK REPLACEMENT

INDEPENDENT DISTRICT NO. 2  
CLEVELAND COUNTY, MOORE, OKLAHOMA

501 NORTH SANTA FE  
MOORE, OKLAHOMA 73160

PROJECT MANUAL  
JANUARY 2024

**AGP** | the Abla Griffin  
Partnership



PROJECT MANUAL  
JANUARY 2023

MOORE PUBLIC SCHOOLS  
SANTA FE ELEMENTARY SCHOOL  
2024 MILLWORK REPLACEMENT


INDEPENDENT DISTRICT NO. 2  
CLEVELAND COUNTY, MOORE, OKLAHOMA

501 NORTH SANTA FE  
MOORE, OKLAHOMA 73160

ARCHITECT:

**AGP** | the Abla Griffin  
Partnership

the Abla Griffin Partnership LLC  
201 North Broadway, Suite 210  
Moore, Oklahoma 73160  
t: 405.735.3477  
AGP@theAGP.net



## TABLE OF CONTENTS

Title Page	1 page
Table of Contents	2 pages
<b>BIDDING REQUIREMENTS</b>	
Special Conditions	7 pages
<b>DIVISION 1 - GENERAL REQUIREMENTS</b>	
01010 Summary of the Work	01010-1 - 3
<b>DIVISION 2 - SITE WORK</b>	
Not Used	
<b>DIVISION 3 - CONCRETE</b>	
Not Used	
<b>DIVISION 4 - MASONRY</b>	
Not Used	
<b>DIVISION 5 - METALS</b>	
Not Used	
<b>DIVISION 6 - WOOD &amp; PLASTIC</b>	
06200 Finish Carpentry	06200-1 - 2
06410 Custom Casework	06410-1 - 7
06420 Custom Laminate Casework (Contractor Option)	06420-1 - 11
<b>DIVISION 7 - THERMAL &amp; MOISTURE PROTECTION</b>	
07900 Sealants	07900-1 - 6
<b>DIVISION 8 - DOORS &amp; WINDOWS</b>	
Not Used	
<b>DIVISION 9 - FINISHES</b>	
09650 Resilient Flooring	09650-1
09681 Carpet Tile	09681-1 - 3
09900 Painting	09900-1 - 3
<b>DIVISION 10 - SPECIALTIES</b>	
Not Used	

**TABLE OF CONTENTS**

**DIVISION 11 - EQUIPMENT**

Not Used

**DIVISION 12 - FURNISHINGS**

Not Used

**DIVISION 13 - SPECIAL CONSTRUCTION**

Not Used

**DIVISION 14 - CONVEYING SYSTEMS**

Not Used

**DIVISIONS 21 THRU 28 - MECHANICAL, ELECTRICAL, PLUMBING, & TECHNOLOGY**

Not Used

**DIVISIONS 01, 02, AND 31 THRU 33 - CIVIL**

Not Used

## DIVISION 1 - GENERAL REQUIREMENTS

### SECTION 01010-SUMMARY OF THE WORK

#### Part 1 - General

##### 1.01 Work Included:

- A. The General Conditions, Bidding Requirements, and Division I are hereby made a part of each of the technical sections that follow, and shall be understood to apply and shall apply in full to all individuals or corporations who contract or subcontract to perform any part or all of the project work.
- B. Indications on the working drawings or in any section of the specifications of an article or material, operation, or method, requires that the Contractor shall provide each item or service or quality or is subject to qualifications noted; and, the Contractor shall perform each operation prescribed according to the conditions stated providing, therefore, all necessary labor, equipment, and incidentals to complete the project work.
- C. The project:
  1. Name: Santa Fe Elementary School 2023 Millwork Replacement - Moore Public Schools.
  2. Location: 501 North Santa Fe, Moore, Oklahoma 73160.

##### 1.02 Summary of Work:

- A. **Base Bid:** Provide and pay for all materials, labor, services, equipment, licenses, taxes, permits, and other items necessary for the replacement of the existing millwork (i.e. base cabinets, wardrobe and shelving, coat hooks, etc.) at the existing classrooms. Contractor shall maintain all barriers, guards and other environmental items required at the site during construction.
- B. Owner: Moore Public Schools
  1. Owner's Representative:  
Todd Stapleton, Assistant Superintendent, Operations  
Moore Public Schools  
1500 SE 4<sup>th</sup> Street  
Moore, OK 73160  
405-735-4221
- C. Design Team:
  1. Architect:  
Mike Abla, Principal Architect  
AGP  
201 N. Broadway, Suite 210  
Moore, OK 73160  
405-735-3477
  2. Structural Engineer / Mechanical, Electrical and Plumbing Engineers / Civil Engineer:  
Not applicable.
  3. Construction Management Team:  
Joe Sherga, Project Manager  
Omni Construction LLC  
1909 S. Eastern Ave.  
Moore, OK 73160  
405-735-3992

## DIVISION 1 - GENERAL REQUIREMENTS

### SECTION 01010-SUMMARY OF THE WORK

- 1.03 Work to be Provided and Installed By Others:  
Not applicable.
- 1.04 Use of the Site:
- A. Confine operations at the site to the areas permitted under the contract. Portions of the site beyond areas on which work is indicated are not to be disturbed.
  - B. Keep facility free from accumulation of waste material, rubbish or construction debris.
- 1.05 Safety of Persons and property:
- A. Contractor shall at all times protect the building from damage from rainwater.
  - B. Contractor shall provide barricades and clearly mark work zone areas.
  - C. Refer to Special Conditions "Temporary Services" for additional information.
  - D. During the period of construction, the OSHA Standards shall be followed as applicable by law.
  - E. The Contractor shall post emergency telephone numbers.
- 1.06 Preconstruction Conference:
- A. A preconstruction meeting will be held at a time and place designated by the Architect or Owner's Representative, for the purpose of identifying responsibilities of the Owner=s and the Architect's personnel and explanation of administrative procedures.
  - B. The Contractor shall use this meeting for the following minimum agenda:
    - 1. Construction Schedule/Project Phasing.
    - 2. Use of areas of the site.
    - 3. Delivery and storage.
    - 4. Safety.
    - 5. Security.
    - 6. Cleaning up.
    - 7. Subcontractor procedures relating to:
      - a. Submittals.
      - b. Change orders.
      - c. Applications for payment.
      - d. Record documents.
  - C. The attendees shall include:
    - 1. The Owner's Representatives.
    - 2. The Architect.
    - 3. The Contractor and its superintendent.
- 1.07 Project Scheduling:
- A. The Contractor is responsible for the scheduling of construction and must prepare a schedule and charting system described below. This schedule is to ensure adequate planning and execution of the work by the contractor and to assist the Architect in appraising the schedule and evaluating the progress of the work.
  - B. The project schedule shall be presented within ten (10) days after receipt of the Notice to Proceed. Three (3) copies of the schedule shall be submitted to the Architect for review and approval.

## DIVISION 1 - GENERAL REQUIREMENTS

### SECTION 01010-SUMMARY OF THE WORK

- C. The schedule logic must be in the form of a "fenced" bar chart or Critical Path Method network indicating the planned start and completion dates of the activity, logical constraints between activities, and total float of each activity.
  - D. An updated project schedule shall be provided when requested by the Architect.
- 1.08 Environmental Controls:
- A. Water Resources:
    - 1. Oily substances: prevent oily or other hazardous substances from entering the existing sewage system.
  - B. Land Resources:  
Not applicable.
  - C. Air resources:
    - 1. Prevent creation of dust, air pollution, and odors.
    - 2. Store volatile liquids, including fuels and solvents, in closed containers.
    - 3. Properly maintain equipment to reduce gaseous pollutant emissions.
  - D. Comply with all applicable environmental control guidelines as required by the City of Moore.
- 1.09 Temporary Utilities:
- A. The Contractor shall provide and pay for all temporary utilities required for the complete construction of the project including, but not limited to, electricity, lighting, heating, cooling, ventilating, telephone, water, sanitary facilities, exterior and interior enclosures, access roads and parking areas, cleaning and waste removal, project identification and signs, etc.
- 1.10 Cleaning:
- A. Use cleaning materials and agents recommended by manufacturer or fabricator of surface to be cleaned. Do not use cleaning agents that are potentially hazardous to health or property, or that might damage finished surfaces.
  - B. Employ experienced workers or professional cleaners for final cleaning. Clean each surface or unit of work to condition expected from a commercial building cleaning and maintenance program. Comply with manufacturer's published instructions.
  - C. Complete cleaning operations prior to requesting a Final / Substantial Completion Inspection.
- 1.11 Project Sign:  
Not applicable.

**End of Section**

## DIVISION 6 - WOOD & PLASTIC

### SECTION 06200 - FINISH CARPENTRY

#### Part 1 - General

##### 1.01 Work Included:

- A. All materials, labor, services and incidentals necessary for the completion of this section of the work.
- B. The fabrication of wood finish materials, installation of shelving, etc. incidentals necessary to finish the carpentry.

##### 1.02 Related Work Specified Elsewhere:

- A. Custom Casework - Section 06410
- B. Custom Laminated Casework - Section 06420

##### 1.03 Quality Assurance:

- A. Standards (where applicable):
  - 1. Architectural Woodwork Institute:
    - a. Architectural Woodwork Quality Standards.
  - 2. National Electrical Manufacturers Association:
    - a. NEMA Publication LD-1.
  - 3. Western Wood Products Association:
    - a. Standard Grading Rules for Western Lumber.
  - 4. American Plywood Association:

##### 1.05 Product Delivery, Storage and Handling:

- A. All finish materials, trim, etc. shall be inspected to ensure that no sub-grade, defective, or machine-marked pieces are installed.

#### Part 2 - Products

##### 2.01 General:

- A. Grades specified shall conform to the most recent grading rules of the association or bureau under whose rules the lumber is produced.
- B. Quality standards specified shall conform to the latest edition of the Architectural Woodwork Institute's "Quality Standards".
- C. Lumber shall be kiln-dried to 10% to 12% moisture content which shall be maintained during the fabrication of millwork and cabinetry.

#### Part 3 - Execution

##### 3.01 Miscellaneous Trim and Frames:

- A. Install all trim in longest possible lengths. Stagger joints in adjacent member. Cope at returns and miter at corners. Attach securely in place with fine finishing nails where exposed; set for filling.



**DIVISION 6 - WOOD & PLASTIC**

**SECTION 06200 - FINISH CARPENTRY**

- B. Immediately prior to final inspection of building, the contractor shall repair or replace all millwork or cabinetry items which have been damaged in any way.

**End of Section**

## DIVISION 6 - WOOD & PLASTICS

### SECTION 06410 - CUSTOM CASEWORK

#### Part 1 - General

##### 1.01 Section Includes:

- A. Special fabricated cabinet units as indicated on drawings.
- B. Countertops.
- C. Hardware
- D. Preparation for site finishing.
- E. Preparation for installing utilities.
- F. Related Documents: The Contract Documents apply to the Work of this Section. Additional requirements and information necessary to complete the Work of this Section may be found in other Documents.
- G. **NOTE: FRAMELESS CABINETS / EUROPEAN CONSTRUCTION STYLE CABINETS ARE ACCEPTABLE. Provide proposed details, etc. during shop drawing submittal phase for approval by Architect.**

##### 1.02 Related Sections:

- A. Section 06200-Finish Carpentry: Related trim not specified in this section.
- B. Section 09900- Paints and Coatings: Finishing cabinet exterior and interior where applicable.

##### 1.03 References:

- A. ANSI/BHMA A156.9-Cabinet Hardware.
- B. AWI-Quality Standards
- C. FS L-F 508-Plastic Sheet, Laminated, Decorative and non-Decorative.
- D. FS MM-L-736-Lumber, Hardware.
- E. FS MMM-A- 130-Adhesive, Contact.
- F. NEMA LD-3-High Pressure Decorative laminates.
- G. PS 1-Construction and Industrial Plywood.
- H. PS 20-American Softwood Lumber Standard.
- I. PS 51-Hardwood and Decorative Ply.

##### 1.04 Submittals:

- A. Shop Drawings: Indicated materials, component profiles and elevations, assembly methods, joint details, fastening methods, accessory listings, hardware location, and schedule of finishes.

##### 1.05 Quality Assurance: Perform work in accordance with AWI Custom quality.

##### 1.06 Qualifications: Manufacturer: Company specializing in manufacturing the products specified in this section with minimum three years of experience.

##### 1.07 Delivery, Storage, and Handling:

- A. Protect units from moisture damage.
- B. Store materials in ventilated, interior locations under

**DIVISION 6 - WOOD & PLASTICS**

**SECTION 06410 - CUSTOM CASEWORK**

constant, minimum temperatures of 60 degrees F. And maximum relative humidity of 55 percent.

1.08 Field Measurements: Verify that field measurements are as indicated on shop drawings.

1.09 Coordination: coordinate work with plumbing and electrical rough-in.

**Part 2 - Products**

2.01 Wood Materials:

A. Softwood Lumber:PS20; graded in accordance with AWI Custom; average moisture content of 6 percent; species and grades as follows:

<u>Item</u>	<u>Species</u>	<u>Cut</u>
Cabinet Frame	Douglas Fir	Economy
Internal Construction	Douglas Fir	Economy
Miscellaneous framing	Douglas Fir	Economy
Sub-Tops	Douglas Fir	Economy

B. Hardwood Lumber FS MM-L-736; graded in accordance with AWI Custom; average moisture content of 6 percent; species and grade as follows:

<u>Item</u>	<u>Species</u>	<u>Cut</u>
Exposed Stiles and Rails	Red Oak	Economy
Miscellaneous Trim	Red Oak	Economy

2.02 Sheet Materials:

A. Softwood Plywood: PS 1; graded in accordance with; core material of veneer or lumber, species and cut as follows:

<u>Item</u>	<u>Face</u>	<u>Cut</u>
Drawer Construction	Douglas Fir	Economy
Gables and Backs	Douglas Fir	Custom
Sub-tops	Douglas Fir	Economy
Non-sight exposed shelving	Douglas Fir	Custom
Miscellaneous	Douglas Fir	Custom

B. Hardwood Plywood: PS 51; AM graded in accordance with AWI; core material for veneer or lumber; type of glue recommended for application; face veneer and cuts as follows:

DIVISION 6 - WOOD & PLASTICS

SECTION 06410 - CUSTOM CASEWORK

<u>Item</u>	<u>Face Species</u>	<u>Cut</u>
Door and Drawer Fronts	Red Oak	Economy
Drawer Construction	Red Oak	Economy
Gable and Backs	Red Oak	Economy

- C. Wood Particles-PS 1;AM standard, composed of wood= chips, medium density, made with high waterproof resin binders; of grade to suit application; sanded faces, located as follows:

Item  
Drawer Construction

- D. Hardboard: Pressed wood fiber with resin binder, tempered grade, 1/4 inch thick, smooth one side, located as follows:

Item  
Drawer Bottoms

2.03 Laminated Materials: Plastic Laminated: NEW LD-T; 00550 inch General Purpose Grade; suede surface finish, color and pattern as selected by Architect. All sight exposed surfaces (excluding countertops and backsplash) for cabinets to be laminate finished.

2.04 Accessories:

- A. Adhesive: FS MMM-A-130 contact adhesive, water base type, recommended by laminate manufacturer to suit application.
- B. Fasteners: Size and type to suit application.
- C. Bolts, Nuts, Washers, Lags, Pins and Screws: Of size and type to suit application; galvanized finish in concealed locations and cadmium plated finish in exposed locations.
- D. Concealed Joint Fasteners: Threaded steel.
- E. Lumber for Shimming, Blocking, and Miscellaneous Applications: Softwood lumber of Douglas Fir species.
- F. Primer. Alkyd primer sealer type.
- G. Wood filler: Solvent base, tinted to match surface finish color.
- H. Plastic Grommets: provide at openings in countertop as indicated on the Drawings. Color to be "black".

2.05 Architectural Cabinet Solid Surface Tops (Countertops):

- A. Design Load: deflection limited to 1/360.
- B. Type of Top: homogeneous solid sheets of filled plastic resin complying with the following:
  - 1. Colors and Patterns: as selected by Architect from manufacturer's full range.
  - 2. Special Features: eased edge treatment.
  - 3. Accessories:

## DIVISION 6 - WOOD & PLASTICS

### SECTION 06410 - CUSTOM CASEWORK

- a. Adhesives: for seams and drop edges, Formica Solid Surfacing Seaming Cartridges, 9 ounce, color to blend with sheet material.
  4. Fabrication: assemble work at shop and deliver to job ready for installation. Manufacture in largest practical pieces for handling and shipping without seams.
    - a. Fabricate work square and to required lines.
    - b. Recess and conceal fasteners connections and reinforcing.
    - c. Design, construction, and installation: details to allow for expansion and contraction of materials. Properly install material with hairline joints held rigidly in place.
    - d. Fabricate countertops and vanities with back splash and side splash pieces to profiles and sizes indicated.
    - e. Fabricate items to profiles shown with connections and supports as indicated or as required for complete installation in accordance with manufacturer's written instruction and approved submittals.
    - f. Provide cut-outs for plumbing fixtures and trim, washroom accessories, appliances, and related items: confirm layout with manufacturer's cut-out templates before beginning work. Round corners of cut-outs and sand edges smooth.
    - g. Do not exceed manufacturer's recommended unsupported overhang distances.
    - h. Finish exposed surfaces smooth and polish to low sheen.
    - i. Radius corners and edges.
    - j. Tolerances: variations in size or openings shall not exceed  $\pm 1/4"$ .
  5. Acceptable manufacturer: Formica Solid Surfacing as manufactured by Formica Group / Fabrications, Cincinnati, Ohio **or approved equal**.
- 2.06 Factory Finishing of Interior Architectural Woodwork:
- A. Quality Standard: Comply with AWI Section 1500 unless otherwise indicated.
  - B. The finish of custom casework is included under this Section, regardless of whether factory applied or applied after installation.
  - C. Preparations for Finishing: Comply with referenced quality standard for sanding, filling countersunk fasteners, sealing concealed surfaces and similar preparations for finishing of

## DIVISION 6 - WOOD & PLASTICS

### SECTION 06410 - CUSTOM CASEWORK

custom casework, as applicable to each unit of work.

- D. Factory Finishing: The extent to which the final finish is applied to architectural woodwork a factory is Contractor's option, except factor apply at least prime/base coat to the greatest extent possible before delivery.
- E. Transparent finish for Open-Grain Woods: Comply with requirements indicated below for grade Finish system, staining, effect, and sheen, with sheen measured on 60 degree gloss meter per ASTM D 523.
  - 1. Grade: Custom
  - 2. AWI Finish System No. 5: Catalyzed polyurethane.
  - 3. Staining: Match Architect=s sample.
  - 4. Effect: Closed grain (filled finish).
  - 5. Sheen: Medium-gross ribbed effect 35-45 deg.
- F. Transparent Finish for Closed-grain Woods: Comply with requirements indicated below for grade, finish system staining, effect, and sheen.
  - 1. Grade: Custom
  - 2. AWI Finish System No. 5: Catalyzed polyurethane.
  - 3. Staining: Match Architect's sample.
  - 4. Effect: Closed grain.
  - 5. Sheen: Medium-gloss rubbed effect 35-45 deg.

#### 2.07 Fabrication:

- A. Shop assemble casework for delivery to site in units easily handled and to permit passage through building openings.
- B. Fit shelves, doors and exposed edges with 3/8 inch matching hardwood edging. Use full length pieces only.
- C. Cap exposed plastic laminate finish edges with material of same finish and pattern.
- D. Door and Drawer Fronts: 3/4 inch thick; overlay style.
- E. When necessary to cut and fit on site, provide materials with ample allowance for cutting. Provide trim for scribing and site cutting.
- F. Apply plastic laminate finish in full uninterrupted sheets consistent with manufactured sizes. Fit corners and joints hairline; secure with concealed fasteners. Slightly bevel arises. Locate counter butt joints minimum 2 feet from sink cut-outs.
- G. Mechanically fasten back splash to countertops with sleet brackets at 16 inches on center.
- H. Provide cutouts for plumbing fixtures, inserts, appliances, outlet boxes; and fixtures and fitting. Verify locations of cutouts from on-site dimensions. Prime paint contact surfaces of cut edgy.

## DIVISION 6 - WOOD & PLASTICS

### SECTION 06410 - CUSTOM CASEWORK

#### 2.08 Finishing:

- A. Sand work smooth and set exposed nails and screw.
- B. Apply wood filler in exposed nail (and screw) indentations.
- C. On items to receive transparent finishes, use wood filler which matches surrounding surfaces and of types recommended for applied finishes.
- D. Seal, stain and varnish exposed to view surfaces. Brush apply only.
- E. Seal and varnish internal exposed to view and semi-concealed surfaces. Brush apply only.
- F. Seal internal surfaces of cabinets with one coat of shellac. Brush apply only.
- G. Seal surfaces in contact with cementitious materials.

#### 2.09 Hardware:

- A. Shelf Standard and Supports: KV-256 and KV-255.
- B. Drawer and Door Pulls: Chrome, U-shaped wire pulls.
- C. Cabinet Locks: Keyed cylinder, two keys per lock, master keyed.
- D. Catches: Magnetic, Stanley SF-45 and SP-46. Provide other types required for special conditions.
- E. Drawer Slides: Knappe and Vogt: KV1284 typical with KV1485 full extension ball bearing tracks.
- F. Hinges: Blum Model 170-concealed hinges with 170 degree opening or Grass System 1200 (176 degree opening) self-closing with 1000-80 base plate. Two hinges per door up to 36" and 3 hinges per door up to 48" and 4 per door up to 60" high.
- G. Grommets: Provide plastic grommets at all penetrations through countertop for cabling, power cords, etc. as indicated on the Drawings.

### Part 3 - Execution

3.01 Examination: Verify adequacy of backing and support framing.

#### 3.02 Installation:

- A. Install woodwork to comply with AWI Section 1700 for same grade specified above for type of casework involved.
- B. Set and secure casework in place; rigid, plumb, and level.
- C. Use fixture attachments in concealed locations for waif mounted components.
- D. Use concealed joint fasteners to align and secure adjoining cabinet units and counter tops.
- E. Carefully scribe casework abutting other components, with maximum gaps of 1/32 inch. Do not use additional overlay trim for this purpose.
- F. Secure cabinet and counter bases to floor using appropriate

## DIVISION 6 - WOOD & PLASTICS

### SECTION 06410 - CUSTOM CASEWORK

- angles and anchorages.
- G. Countersink anchorage devices at exposed locations. Conceal with solid wood plugs of species to match surrounding wood; finish flush with surrounding surfaces.
  - H. Install without distortion so that doors and drawers fit openings properly and are accurately aligned.
  - I. Adjust hardware to center doors and drawers in openings and to provide unencumbered operation. Complete the finishing work specified in this section to whatever extent not completed at shop or before installation of woodwork.
  - J. Complete the finishing work specified in this section to whatever extent not completed at shop or before installation of woodwork,
- 3.03 Adjusting:
- A. Adjust moving or operating parts to function smoothly and correctly.
- 3.04 Cleaning:
- A. Clean casework, counters, shelves, hardware, fittings and fixtures.
- 3.05 Schedules:
- A. Furnish and install all items listed in this schedule at location indicated on the Drawings, complete as to function intended.
  - B. Casework indicated on the Drawings; custom grade construction.
    - 1. Counter Tops.
    - 2. Base Cabinets.
    - 3. Overhead Cabinets.
    - 4. Shelving-adjustable and fixed.
    - 5. Other items such as shims and fillers as indicated on the Drawings or as required for a complete cabinetwork installation.

**END OF SECTION**



## DIVISION 6 - WOOD & PLASTICS

### SECTION 06420 - CUSTOM LAMINATE CASEWORK (CONTRACTOR OPTION)

#### PART 1 - GENERAL

##### 1.01 SECTION INCLUDES

- A. Fixed modular laminate clad casework and components.
- B. Flexible rail mounted laminate clad casework and components.
- C. Solid Surface countertops and backsplash.

##### 1.02 RELATED SECTIONS

- A. Blocking within walls where indicated: Section 06100 Rough Carpentry.
- B. Millwork, trim, etc.: Section 06200 Finish Carpentry.
- C. Hardware: Section 06410 Custom Casework.
- D. Glass: not applicable.
- E. Base molding: Division 9.
- F. Appliances: Division 11 and drawings.
- G. Sinks and service fixtures, service waste lines, connections, and vents: Division 15.
- H. Electrical service fixtures: Division 16.

##### 1.03 DEFINITIONS

- A. Identification of casework components and related products by surface visibility.
  - 1. Open Interiors: Any open storage unit without solid door or drawer fronts, units with full glass insert doors and/or acrylic doors, and units with sliding solid doors.
  - 2. Closed Interiors: Any closed storage unit behind solid door or drawer fronts.
  - 3. Exposed Ends: Any storage unit exterior side surface that is visible after installation.
  - 4. Other Exposed Surfaces: Faces of doors and drawers when closed, and tops of cabinets less than 72 inches above furnished floor.
  - 5. Semi-Exposed Surfaces: Interior surfaces which are exposed to view when doors or drawers are opened, bottoms of wall cabinets and tops of cabinets 72 inches or more above finished floor.
  - 6. Concealed Surfaces: Any surface not visible after installation.

##### 1.04 QUALITY ASSURANCE

- A. Manufacturer: Minimum of 5 years experience in providing manufactured casework systems for similar types of projects, produce evidence of financial

## DIVISION 6 - WOOD & PLASTICS

### SECTION 06420 - CUSTOM LAMINATE CASEWORK (CONTRACTOR OPTION)

stability (if requested), bonding capacity, and adequate facilities and personnel required to perform on this project.

- B. Manufacturer: Provide products certified as meeting or exceeding ANSI-A 161.1-2000 testing standards.
- C. Single Source Manufacturer: Casework, countertops and architectural millwork products must all be engineered and built by a single source manufacturer in order to ensure consistency and quality for these related products. Splitting casework, countertops and/or architectural millwork between multiple manufacturers will not be permitted.
- D. Quality Standard: Unless otherwise indicated, comply with AWI's Architectural Woodwork Quality Standards for grades of interior architectural woodwork, construction, finishes and other requirements.

#### 1.05 SUBMITTALS

- A. Comply with Special Conditions, unless otherwise indicated.
- B. Product Data: Manufacturer's catalog with specifications and construction details.
- C. Shop Drawings: Indicate dimensions, description of materials and finishes, general construction, specific modifications, component connections, anchorage methods, hardware, and installation procedures, plus the following specific requirements.
  - 1. Include section drawings of typical and special casework, work surfaces and accessories.
  - 2. Indicate locations of plumbing and electrical service field connection by others.
  - 3. Provide one set of shop drawings which includes all products within this section, engineered and built by a single source manufacturer, with seamless coordination amongst all products.
- D. Casework Samples (To be available upon request):
  - 1. Base cabinet: Cabinet conforming to specifications, with drawer and door.
  - 2. Wall cabinet: Cabinet conforming to specifications, with door.
  - 3. Cabinet samples shall be complete with specified hardware for doors, drawers and shelves.
  - 4. Component samples: Two sets of samples for each of the following:

## DIVISION 6 - WOOD & PLASTICS

### SECTION 06420 - CUSTOM LAMINATE CASEWORK (CONTRACTOR OPTION)

- a. Decorative laminate color charts / PVC and ABS edgings.

#### 1.06 PRODUCT HANDLING

- A. Deliver completed laminate clad casework, countertops, and related products only after wet operations in building are completed, store in ventilated place, protected from the weather, with relative humidity range of 25 percent to 55 percent.
- B. Protect finished surfaces from soiling and damage during handling and installation with a protective covering.

#### 1.07 JOB CONDITIONS

- A. Environmental Requirements: Do not install casework until permanent HVAC systems are operating and temperature and humidity have been stabilized for at least 1 week.
  1. Manufacturer/Supplier shall advise Contractor of temperature and humidity requirements for architectural casework installation areas.
  2. After installation, control temperature and humidity to maintain relative humidity between 25 percent and 55 percent.
- B. Conditions: Do not install casework until interior concrete work, masonry, plastering and other wet operations are complete.

#### 1.08 WARRANTY

- A. All materials and workmanship covered by this section will carry a five (5) year warranty from date of acceptance.

## PART 2 - PRODUCTS

#### 2.01 ACCEPTABLE MANUFACTURERS:

- A. Manufacturer - Basis for Design:
  1. TMI Systems Corporation.
    - a. Specifications are based on manufacturer's literature from TMI SYSTEMS CORPORATION, 50 South Third Avenue West, Dickinson, North Dakota, 58601, Phone: 800-456-6716, fixed modular, flexible rail mounted, and mobile casework and accessories.

## DIVISION 6 - WOOD & PLASTICS

### SECTION 06420 - CUSTOM LAMINATE CASEWORK (CONTRACTOR OPTION)

- b. Other manufacturers shall comply with the minimum levels of material and detailing indicated on the drawings or as specified.

#### 2.02 MATERIALS

- A. Core Materials:
  1. Particleboard up to 7/8 inch thick: Industrial Grade average 45-pound density particleboard, ANSI A 208.1-2009, M-2 requirements.
  2. Particleboard 1 inch thick and thicker: Industrial Grade average 45-pound density particle-board, ANSI A 208.1-2009, M-2 requirements.
  3. Medium Density Fiberboard 1/4 inch thick: Minimum average density 45-50 lbs., ANSI A208.2-2009 requirements.
  4. MR Moisture Resistant Particleboard: Average 45-pound density particleboard, ANSI A208.1 1-2009, M-2 requirements.
  5. Toe Base Plywood: 3/4 inch thickness, CC/CD/CDC grades, of western softwood veneers, with NAUF exterior fully water resistant phenolic glues.
- B. Decorative Laminates: GREENGUARD Indoor Air Quality Certified
  1. High-pressure decorative laminate VGS (.028), NEMA Test LD 3-2005.
  2. High-pressure decorative laminate HGS (.048), NEMA Test LD 3-2005.
  3. High-pressure decorative laminate HGP (.039), NEMA Test LD 3-2005.
  4. High-pressure cabinet liner CLS (.020), NEMA Test LD 3-2005.
  5. High-pressure backer BKH (.048), (.039), (.028), NEMA Test LD3-2005.
  6. Thermally fused melamine TFM laminate, NEMA Test LD 3-2005. (TFM allowed on casework interiors only, as specified below. Utilization of TFM on any exterior casework surfaces, including door and drawer faces and finished ends, will not be permitted.)
- C. Laminate Color Selection: Maximum 1 color per unit face and 5 colors per project. (See Color Selection in section 3.05).
- D. Edging Materials:
  1. 1mm PVC banding, machine applied.

## DIVISION 6 - WOOD & PLASTICS

### SECTION 06420 - CUSTOM LAMINATE CASEWORK (CONTRACTOR OPTION)

2. 3mm PVC banding, machine applied and machine profiled to 1/8 inch radius.
- E. Glass:  
Not applicable.

#### 2.03 SPECIALTY ITEMS

- A. Support Members:
1. Countertop support brackets: Epoxy powder coated, 11 gauge steel with integral cleat mount opening and wire management opening.
  2. Undercounter support frames: Epoxy powder coated.
  3. Legs: Epoxy powder coated.

#### 2.04 CABINET HARDWARE

- F. Refer to Section 06410 Custom Casework for cabinet hardware.

#### 2.05 FABRICATION:

- A. Fabricate casework, countertops and related products to dimensions, profiles, and details shown.
- B. All casework panel components must go through a supplemental sizing process after cutting, producing a panel precisely finished in size and square to within 0.010 inches, ensuring strict dimensional quality and structural integrity in the final fabricated product.
- C. Cabinet Body Construction:
1. Tops and bottoms are glued and doweled to cabinet sides and internal cabinet components such as fixed horizontals, rails and verticals. Minimum 6 dowels each joint for 24 inch deep cabinets and a minimum of 4 dowels each joint for 12 inch deep cabinets. (Mechanical or metal hardware fasteners joining cabinet top and bottom panels to the sides will not be accepted.)
    - a. Tops, bottoms and sides of all cabinets are particleboard core.
  2. Cabinet backs: 1/4 inch thick medium density fiberboard panel fully captured by the cabinet top, bottom and side panels. Finish to match cabinet interior. 3/4 inch x 4 inch particleboard rails will be placed behind the back panel at the top and bottom, and doweled to the sides utilizing 10mm hardwood fluted dowels. A third intermediate rail will be included on all cabinets taller than 56 inches. Utilize hot melt

## DIVISION 6 - WOOD & PLASTICS

### SECTION 06420 - CUSTOM LAMINATE CASEWORK (CONTRACTOR OPTION)

glue to further secure back and increase overall strength.

- a. Exposed back on fixed or movable cabinets:  
3/4 inch thick particleboard with the exterior surface finished in VGS laminate as selected.
3. Fixed base and tall units have an individual factory-applied base, constructed of 3/4 inch thick plywood. Base is 102mm (nominal 4 inch) high unless otherwise indicated on the drawings.
4. Base units, except sink base units: Full sub-top glued and doweled to cabinet sides. (Mechanical or metal hardware fasteners joining cabinet sub-top panel to the sides will not be accepted.)
  - a. Sink base units are provided with open top and a stretcher at the front, attached to the sides. Back to be split removable access panel.
5. Side panels and vertical dividers shall receive adjustable shelf hardware at 32mm line boring centers. Mount door hinges, drawer slides and pull-out shelves in the line boring for consistent alignment.
6. Exposed and semi exposed edges.
  - a. Edging: 1mm PVC machine applied.
7. Adjustable Shelves in Cabinets
  - a. Core: Particleboard.
  - b. Core Thickness: 3/4 inch up to 30 inches wide, 1 inch over 30 inches wide.
  - c. Edge: 1mm PVC on Front Edge Only.
8. Interior finish, units with open Interiors:
  - a. Top, bottom, back, sides, horizontal and vertical members, and adjustable shelving faces with TFM Thermally Fused Melamine laminate.
9. Interior finish, units with closed Interiors:
  - a. Top, bottom, back, sides, horizontal and vertical members, and adjustable shelving faces with TFM Thermally Fused Melamine laminate.
10. Exposed ends:
  - a. Faced with high-pressure decorative VGS laminate. Use of TFM on exposed ends will not be permitted.
11. Wall unit bottom:

DIVISION 6 - WOOD & PLASTICS

SECTION 06420 - CUSTOM LAMINATE CASEWORK (CONTRACTOR OPTION)

- a. Faced with thermally fused melamine laminate.
12. Balanced construction of all laminated panels is mandatory. Unfinished core stock surfaces, even on concealed surfaces (excluding edges), are not permitted.
- D. Drawers:
1. Sides, back and sub front: Minimum 1/2 inch thick particleboard, laminated with TFM Thermally Fused Melamine doweled and glued into sides. Top edge banded with 1mm PVC.
  2. Drawer bottom: Minimum 1/2 inch thick particleboard laminated with TFM Thermally Fused Melamine, screwed directly to the bottom edges of drawer box.
  3. Paper storage drawers: Minimum 3/4 inch thick particleboard sides, back, and sub front laminated with TFM Thermally Fused Melamine. Minimum 1/2 inch thick particleboard drawer bottoms screwed directly to the bottom edges of the drawer box. Provide PVC angle retaining bar at the rear of the drawer.
- E. Door/Drawer Fronts:
1. Core: 3/4 inch thick particleboard.
  2. High-pressure decorative VGS laminate exterior, balanced with high-pressure cabinet liner CLS. Use of TFM on exterior or interior surfaces of door/drawer fronts will not be permitted.
  3. Edges: 3mm PVC, machine applied, external edges and outside corners machine profiled to 1/8 inch radius.
  4. Provide double doors in opening in excess of 24 inches wide.
- F. Door Fronts with Glass Insert captured by Retainer Clips (CUSTOM GRADE):
1. Core: 3/4 inch thick particleboard.
  2. High-pressure decorative VGS laminate exterior, balanced with high-pressure VGS laminate. Use of TFM on exterior or interior surfaces of door fronts will not be permitted.
  3. Edges: 3mm PVC, machine applied, external edges and outside corners machine profiled to 1/8 inch radius.

## DIVISION 6 - WOOD & PLASTICS

### SECTION 06420 - CUSTOM LAMINATE CASEWORK (CONTRACTOR OPTION)

4. Provide cutout in door panel resulting in 3-3/8 inch frame. Exposed cutout edge to be finished with 1mm PVC edgebanding.
  5. Notch cutout 3/8 inch x 1/4 inch for glass panel to set into, mounting flush with the back side (interior side) of the door panel. Interior cutout edge to be painted a compatible color to the interior surface.
  6. Glass panel to be captured and held in place utilizing glass retainer clips, screwed in place. Minimum eight clips per glass panel located in the four corners of the cutout.
- G. Miscellaneous Shelving (not in Cabinets):
1. Core material: 1 inch thick particleboard.
  2. High-pressure decorative VGS laminate on both faces.
  3. Edges: 3mm PVC, external edges and outside corners machine profiled to 1/8 inch radius.

#### 2.06 ARCHITECTURAL CABINET SOLID SURFACE TOPS (Countertops):

- A. Design Load: deflection limited to 1/360.
- B. Type of Top: homogeneous solid sheets of filled plastic resin complying with the following:
1. Colors and Patterns: as selected by Architect from manufacturer's full range.
  2. Special Features: eased edge treatment.
  3. Accessories:
    - a. Adhesives: for seams and drop edges, Formica Solid Surfacing Seaming Cartridges, 9 ounce, color to blend with sheet material.
  4. Fabrication: assemble work at shop and deliver to job ready for installation. Manufacture in largest practical pieces for handling and shipping without seams.
    - a. Fabricate work square and to required lines.
    - b. Recess and conceal fasteners connections and reinforcing.



## DIVISION 6 - WOOD & PLASTICS

### SECTION 06420 - CUSTOM LAMINATE CASEWORK (CONTRACTOR OPTION)

c. Design, construction, and installation: details to allow for expansion and contraction of materials. Properly install material with hairline joints held rigidly in place.

d. Fabricate countertops and vanities with back splash and side splash pieces to profiles and sizes indicated.

e. Fabricate items to profiles shown with connections and supports as indicated or as required for complete installation in accordance with manufacturer's written instruction and approved submittals.

f. Provide cut-outs for plumbing fixtures and trim, washroom accessories, appliances, and related items: confirm layout with manufacturer's cut-out templates before beginning work. Round corners of cut-outs and sand edges smooth.

g. Do not exceed manufacturer's recommended unsupported overhang distances.

h. Finish exposed surfaces smooth and polish to low sheen.

i. Radius corners and edges.

j. Tolerances: variations in size or openings shall not exceed +/-1/4".

5. Acceptable manufacturer: Formica Solid Surfacing as manufactured by Formica Group / Fabrications, Cincinnati, Ohio **or approved equal**.

### PART 3- EXECUTION

#### 3.01 INSPECTION:

A. The casework contractor must examine the job site and the conditions under which the work under this section is to be performed and notify the building owner in writing of unsatisfactory conditions. Do not proceed with work under this Section until satisfactory conditions have been corrected in a manner acceptable to the installer.

## DIVISION 6 - WOOD & PLASTICS

### SECTION 06420 - CUSTOM LAMINATE CASEWORK (CONTRACTOR OPTION)

#### 3.02 PREPARATION:

- A. Condition casework to average prevailing humidity conditions in installation areas prior to installing.

#### 3.03 INSTALLATION:

- A. Erect casework, plumb, level, true and straight with no distortions. Shim as required. Where laminate clad casework abuts other finished work, scribe and cut to accurate fit.
- B. Adjust casework and hardware so that doors and drawers operate smoothly without warp or bind.
- C. Repair minor damage per plastic laminate manufacturer's recommendations.

#### 3.04 CLEANING:

- A. Remove and dispose of all packing materials and related construction debris.
- B. Clean cabinets inside and out. Wipe off fingerprints, pencil marks, and surface soil etc., in preparation for final cleaning by the building owner.

#### 3.05 COLOR SELECTION:

- A. Laminate Color Selection:
  - 1. Select from the full range of standard Wilsonart® and Formica® stock color charts.
  - 2. Thermally fused melamine laminate matched to White color.
- B. Hardware Color Selection:
  - 1. Hinge: Select from your choice of epoxy powder coating stock colors matched to White, Beige, Gray, Black and Chrome.
  - 2. Pulls: Select from design specific finish options available in the TMI Vendor Stock Pull Program.
  - 3. Miscellaneous Hardware (support brackets, metal components, etc.): Select from your choice of epoxy powder coating stock colors matched to White, Beige, Gray, Black and Chrome.
- C. PVC Edge Banding Color Selection:
  - 1. 3mm PVC: Select from the TMI Vendor Stock PVC Program, including over 200 pattern, woodgrain and solid colors matched to Wilsonart® and Formica® laminates.
  - 2. 1mm PVC: Select from the TMI Vendor Stock PVC Program, including over 200 pattern, woodgrain

**DIVISION 6 - WOOD & PLASTICS**

**SECTION 06420 - CUSTOM LAMINATE CASEWORK (CONTRACTOR OPTION)**

and solid colors matched to Wilsonart® and Formica® laminates.

**End of Section**

## DIVISION 7 - THERMAL & MOISTURE PROTECTION

### SECTION 07900 - SEALANTS

#### Part 1 - General

##### 1.01 Work Included:

- A. All materials, labor services, and incidentals necessary for the completion of this section of the work.

##### 1.02 Quality Assurance:

- A. Standards:
  - 1. TT-S-00230C, Sealing Compound, One Component.
  - 2. Testing Agency Qualifications: Qualified according to ASTM C 1021 to conduct the testing indicated.

##### 1.03 Submittals:

- A. Submit manufacturer's specifications and color chart for each type of sealant.
- B. Samples: For each kind and color of joint sealant required.
- C. Joint-Sealant Schedule: Include the following information:
  - 1. Joint-sealant application, joint location, and designation.
  - 2. Joint-sealant manufacturer and product name.
  - 3. Joint-sealant formulation.
  - 4. Joint-sealant color.
- D. Product test reports.
- E. Preconstruction compatibility and adhesion test reports.
- F. Preconstruction field-adhesion test reports.
- G. Field-adhesion test reports.

##### 1.04 Warranty:

- A. All work done under this section of the work shall be guaranteed for a period of two years from date of final acceptance of the building. Guarantee shall include materials and workmanship required to repair any leaks or the repairs thereof.
- B. Special Warranty: Manufacturer's standard form in which joint sealant manufacturer agrees to furnish joint sealants to repair or replace those that do not comply with performance and other requirements specified in this Section for a period of 10 years from date of final acceptance.

##### 1.05 **Products of certain manufacturers are specified herein to simplify descriptions of design, construction, and/or materials only. Proprietary names are not intended to imply that products of named manufacturer are required to the exclusion of equivalent products of other manufacturers.**

#### Part 2 - Products

##### 2.01 Materials:

- A. Building Sealant: One part high performance polyurethane waterproofing sealant, FS-TT-S-00230C.
  - 1. Acceptable Manufacturer: Sonneborn NP1 Building Sealant.
  - 2. VOC Content of Interior Sealants: Sealants and sealant primers used inside the weatherproofing system shall

## DIVISION 7 - THERMAL & MOISTURE PROTECTION

### SECTION 07900 - SEALANTS

comply with the following limits for VOC content when calculated according to 40 CFR 59, Subpart D (EPA Method 24):

- a. Architectural Sealants: 250 gIL.
  - b. Sealant Primers for Nonporous Substrates: 250 gIL.
  - c. Sealant Primers for Porous Substrates: 775 gIL.
3. Liquid-Applied Joint Sealants: Comply with ASTM C 920 and other requirements indicated for each liquid-applied joint sealant specified, including those referencing ASTM C 920 classifications for type, grade, class, and uses related to exposure and joint substrates.
    - a. Suitability for Immersion in Liquids. Where sealants are indicated for Use I for joints that will be continuously immersed in liquids, provide products that have undergone testing according to ASTM C 1247. Liquid used for testing sealants is deionized water, unless otherwise indicated.
  4. Stain-Test-Response Characteristics: Where sealants are specified to be nonstaining to porous substrates, provide products that have undergone testing according to ASTM C 1248 and have not stained porous joint substrates indicated for Project.
  5. Suitability for Contact with Food: Where sealants are indicated for joints that will come in repeated contact with food, provide products that comply with 21 CFR 177.2600.
- B. Silicone Joint Sealants:
1. Mildew-Resistant Neutral-Curing Silicone Joint Sealant: ASTM C 920.
    - a. Manufacturers: Subject to compliance with requirements, available manufacturers offering products that may be incorporated into the Work include, but are not limited to, the following:
      1. BASF Building Systems.
      2. Dow Corning Corporation.
      3. GE Advanced Materials - Silicones.
      4. Pecora Corporation.
      5. Sika Corporation; Construction Products Division.
      6. Tremco Incorporated.
- C. Urethane Joint Sealants: Urethane Joint Sealant: ASTM C 920.
1. Manufacturers: Subject to compliance with requirements, available manufacturers offering products that may be incorporated into the Work

DIVISION 7 - THERMAL & MOISTURE PROTECTION

SECTION 07900 - SEALANTS

- include, but are not limited to, the following:
- a. BASF Building Systems.
  - b. Bostik, Inc.
  - c. Lyntal, International, Inc.
  - d. Pecora Corporation.
  - e. Sika Corporation; Construction Products Division.
  - f. Tremco Incorporated.
- D. Latex Joint Sealants: Latex Joint Sealant: Acrylic latex or siliconized acrylic latex, ASTM C 834, Type OP, Grade NF.
1. Manufacturers: Subject to compliance with requirements, available manufacturers offering products that may be incorporated into the Work include, but are not limited to, the following:
    - a. BASF Building Systems.
    - b. Bostik, Inc.
    - c. Pecora Corporation.
    - d. Tremco Incorporated.
- E. Preformed Joint Sealants: Preformed Foam Joint Sealant: Manufacturer's standard preformed, precompressed, open-cell foam sealant manufactured from urethane foam with minimum density of 10 lb/cu. ft. and impregnated with a nondrying, water-repellent agent. Factory produce in precompressed sizes in roll or stick form to fit joint widths indicated; coated on one side with a pressure-sensitive adhesive and covered with protective wrapping.
1. Manufacturers: Subject to compliance with requirements, available manufacturers offering products that may be incorporated into the Work include, but are not limited to, the following:
    - a. Dayton Superior Specialty Chemicals.
    - b. EM SEAL Joint Systems, Ltd.
    - c. Sandell Manufacturing Co.
    - d. Schul International, Inc.
    - e. Willseal USA, LLC.
- F. Acoustical Joint Sealants: Acoustical Joint Sealant: Manufacturer's standard nonsag, paintable, nonstaining latex sealant complying with ASTM C 834. Product effectively reduces airborne sound transmission through perimeter joints and openings in building construction as demonstrated by testing representative assemblies according to ASTM E 90.
1. Manufacturers: Subject to compliance with requirements, available manufacturers offering products that may be incorporated into the Work include, but are not limited to, the following:
    - a. Pecora Corporation.
    - b. USG Corporation.

## DIVISION 7 - THERMAL & MOISTURE PROTECTION

### SECTION 07900 - SEALANTS

- G. Joint Sealant Backing: cylindrical Sealant Backings: ASTM C 1330, Type C (closed-cell material with a surface skin) Type 0 (open-cell material) or any of the preceding types, as approved in writing by joint sealant manufacturer for joint application indicated, and of size and density to control sealant depth and otherwise contribute to producing optimum sealant performance.
  - 1. Bond-Breaker Tape: Polyethylene tape or other plastic tape recommended by sealant manufacturer.
- H. Miscellaneous Materials: as recommended by sealant manufacturer.
  - 1. Primer: Material recommended by joint-sealant manufacturer where required for adhesion of sealant to joint substrates indicated, as determined from preconstruction joint-sealant-substrate tests and field tests.
  - 2. Cleaners for Nonporous Surfaces: Chemical cleaners acceptable to manufacturers of sealants and sealant backing materials.
  - 3. Masking Tape: Nonstaining, nonabsorbent material compatible with joint sealants and surfaces adjacent to joints.
  - 4. Joint Cleaner
  - 5. Joint Primer/Sealer
  - 6. Bond Breaker Tape
  - 7. Joint Backer-Rod: Closed-cell compressible rod stock, size and shape as required by application.
- I. Caulking compound: Watertight, gun consistency, conforming to FS-TT-C-598, Type 1.
- J. Accessories: As recommended by sealant manufacturer.
- K. Color: to be selected from manufacturer's standard colors.

### Part 3 - Execution

- 3.01 Preparation:
  - A. Surface Cleaning of Joints: Clean out joints immediately before installing joint sealants to comply with joint-sealant manufacturer's written instructions.
    - 1. Remove laitance and form-release agents from concrete.
    - 2. Clean nonporous joint substrate surfaces with chemical cleaners or other means that do not stain, harm substrates, or leave residues capable of interfering with adhesion of joint sealants.
  - B. Joint Priming: Prime joint substrates where recommended by joint-sealant manufacturer or as indicated by preconstruction joint-sealant-substrate tests or prior experience. Apply primer to comply with joint-sealant manufacturer's written instructions. Confine primers to

## DIVISION 7 - THERMAL & MOISTURE PROTECTION

### SECTION 07900 - SEALANTS

areas of joint sealant bond; do not allow spillage or migration onto adjoining surfaces.

- C. Masking Tape: Use masking tape where required to prevent contact of sealant or primer with adjoining surfaces that otherwise would be permanently stained or damaged by such contact or by cleaning methods required to remove sealant smears. Remove tape immediately after tooling without disturbing joint seal.
- 3.02 Installation: Comply with recommendations in ASTM C 1193 for use of joint sealants as applicable to materials, applications, and conditions indicated. Install sealant backings of kind indicated to support sealants during application and at position required to produce cross-sectional shapes and depths of installed sealants relative to joint widths that allow optimum sealant movement capability.
- A. Do not leave gaps between ends of sealant backings.
  - B. Do not stretch, twist, puncture, or tear sealant backings.
  - C. Remove absorbent sealant backings that have become wet before sealant application and replace them with dry materials.
  - D. Install bond-breaker tape behind sealants where sealant backings are not used between sealants and backs of joints.
  - E. Install sealants using proven techniques that comply with the following and at the same time backings are installed:
    - 1. Place sealants so they directly contact and fully wet joint substrates.
    - 2. Completely fill recesses in each joint configuration.
    - 3. Produce uniform, cross-sectional shapes and depths relative to joint widths that allow optimum sealant movement capability.
  - F. Tooling of Nonsag Sealants: Immediately after sealant application and before skinning or curing begins, tool sealants according to requirements specified in subparagraphs below to form smooth, uniform beads of configuration indicated; to eliminate air pockets; and to ensure contact and adhesion of sealant with sides of joint.
    - 1. Remove excess sealant from surfaces adjacent to joints.
    - 2. Use tooling agents that are approved in writing by sealant manufacturer and that do not discolor sealants or adjacent surfaces.
    - 3. Provide concave joint profile per Figure 8A in ASTM C 1193, unless otherwise indicated.
  - G. Acoustical Sealant Installation: Comply with ASTM C 919 and with manufacturer's written recommendations.
  - H. Clean off excess sealant or sealant smears adjacent to joints as the Work progresses by methods and with cleaning



## DIVISION 7 - THERMAL & MOISTURE PROTECTION

### SECTION 07900 - SEALANTS

materials approved in writing by manufacturers of joint sealants and of products in which joints occur.

#### 3.03 Joint Sealant Schedule:

- A. Joint-Sealant Application: Exterior joints in horizontal traffic surfaces.
- B. Joint-Sealant Application: Exterior joints in vertical surfaces and horizontal nontraffic surfaces.
- C. Joint-Sealant Application: Interior joints in horizontal traffic surfaces.
- D. Joint-Sealant Application: Interior joints in vertical surfaces and horizontal non traffic surfaces.
- E. Joint-Sealant Application: Mildew-resistant interior joints in vertical surfaces and horizontal non-traffic surfaces.
- F. Joint-Sealant Application: Interior acoustical joints in vertical surfaces and horizontal non traffic surfaces.

#### 3.04 Additional Information:

- A. Application: All sight exposed caulking, and all exterior applications.
- B. Comply with sealant manufacturer's printed instructions.
- C. Any surfaces requiring priming, shall be prepared according to manufacturer's recommendations.
- D. Install sealants to depths as shown or as recommended by sealant manufacturer. Smooth uneven surfaces.
- F. Do not disturb compound by touching, washing, or otherwise until it has cured tack free.
- G. Excess compound shall be removed from surfaces after curing.
- H. Follow manufacturer's recommendations for painting over sealant.

**End of Section**

## DIVISION 9 - FINISHES

### SECTION 09650 - RESILIENT FLOORING

#### Part 1 - General

##### 1.01 Work Included:

- A. All materials, labor, services, and incidentals necessary for the complete installation of wall base to be supplied by Owner.

#### Part 2 - Products

2.01 Not applicable.

#### Part 3 - Execution

##### 3.01 Installation:

- A. Comply with manufacturer's written instructions for installing supplied wall base.
- B. Carefully examine the surfaces on which the above materials are to be applied, report to Architect in writing any unsatisfactory surface and do not begin work until all defective surfaces have been corrected. Otherwise, the Contractor shall assume responsibility for all failures and defects resulting from such defective surfaces.
- C. Installation shall not begin until the work of all other trades, including painting, has been completed. The Contractor shall maintain all rooms at a minimum of 70 degrees F. for several days before and after application of tile.
- D. The material shall be applied in a first class, workmanlike manner by skilled mechanics experienced in this type of work.
- E. Primer and adhesive shall be as recommended by the manufacturer of the flooring for this particular project. The adhesive for applying all materials shall be waterproof and shall be furnished and guaranteed by the flooring manufacturer.

##### 3.02 Replacement Base:

- A. Provide 20 linear feet of spare rubber wall base. Wall base shall be in perfect condition.

**End of Section**

## DIVISION 9 - FINISHES

### SECTION 09681 - CARPET TILE

#### Part 1 - General

##### 1.01 Work Included:

- A. Work includes providing carpet tile installation only.

##### 1.02 Quality Assurance:

###### A. Installer Qualifications:

1. The installation provider must be directly responsible for the quality of the completed floor covering installation. The installation provider must directly warrant to owner that all products, materials and services related to the floor covering installation (including any adhesive(s) and/or other products or materials used in the installation) will meet specifications set forth herein.
2. The installation provider must have successful carpet installation experience similar to the work of this Section and be recommended, trained and approved by the carpet manufacturer.

##### 1.03 Installation Quality Assurance:

- A. Flooring contractor to be specialty contractor normally engaged in this type of work and shall have three (3) years minimum documented experience in the installation of these materials.
- B. Flooring contractor and sub-contractors must be approved by the architect and/or the carpet manufacturer.
- C. Flooring contractor will be responsible for the proper product installation, including floor preparation in all the areas indicated in the drawings to receive carpet.
- D. Flooring contractor to provide owner a written warranty that guarantees the completed installation to be free from defects in materials and workmanship for a period of no less than one (1) year after job completion.
- E. Qualifications of Installers: All work shall be done by installation firms specializing in commercial carpet installation.
- F. Floor temperatures must be a minimum of 65° for 24 hours prior to installation. Floor temperature can usually vary 5-10° lower than room temperature. Modules must be conditioned to room temperature for 24 hours prior to installation. Relative humidity must be between 10%-65% maximum for 24 hours prior to installation. These conditions must also be maintained for 48 hours after completion of installation.

## DIVISION 9 - FINISHES

### SECTION 09681 - CARPET TILE

- G. If applicable, all carpet modules must be installed in the order they were manufactured. Select pallets in sequential order and follow the numbers located on each carton of tiles. Typically, an installation will begin with the lowest carton numbers and progress through the highest numbers until project is complete.
  - H. Full Spread Adhesive System: Requires a full spread adhesive system for the most trouble free installation. Fully spread adhesive using a 1/32 x 1/16 x 1/16 "U" or "V" notch trowel. Allow to completely dry so adhesive does not transfer when touched. The proper amount of adhesive is mandatory to prevent the modules from shifting or moving.
- 1.06 Job Conditions:
- A. Sub-floor preparation is to include all required work to prepare the existing floor for installation of the product as specified in this document.
  - B. Carpet installation shall not commence until painting and finishing work is complete and ceiling and overhead work is tested, approved, and completed.
  - C. Site conditions shall include those specified in the carpet manufacturer's installation manual and shall also include sufficient heat, light, and power required for effective and efficient working conditions.

#### Part 2 - Products

2.01 Not applicable.

#### Part 3 - Execution

3.01 Installation:

- A. General
  - 1. Comply with manufacturer's instructions and recommendations for uniformity of direction.
  - 2. Install carpet under open-bottom obstructions and under removable flanges and furnishings, and into alcoves and closets of each space.
  - 3. Provide cut outs where required. Conceal cut edges with protective edge guards or overlapping flanges.
  - 4. Run carpet under open bottom items such as heating convectors and install tight against walls, columns and cabinets so that the entire floor area is covered with carpet. Cover over all floor type door closures.
  - 5. Install edging guard at all openings and doors wherever carpet terminates, unless indicated otherwise.

## DIVISION 9 - FINISHES

### SECTION 09681 - CARPET TILE

6. Cutting shall be done in accordance with the manufacturer's recommendation, using the tools designed for the carpet being installed.
  7. Use leveling compound where necessary. Any floor filling or leveling shall have a minimum of 4'0" of feather.
  8. Expansion joints - Do not bridge building expansion joints with continuous carpeting.
- B. Installation
1. Install carpet according to carpet manufacturer's printed instructions and in accordance with the Carpet and Rug Institute's Installation Standard.
- 3.03 Cleaning and Protection:
- A. On completion of the installation in each area, all dirt, carpet scraps, etc. must be removed from the surface of the carpet.
  - B. Remove debris, and sort pieces to be saved from scraps to be redirected and recycled.
  - C. Construction manager shall protect carpeting against damage during construction.
- 3.04 Inspection:
- A. Upon completion of the installation, verify that work is complete, properly installed and acceptable.

**End of Section**

## DIVISION 9 - FINISHES

### SECTION 09900 - PAINTING

#### Part 1 - General

##### 1.01 Work Included:

- A. All materials, labor, services and incidentals necessary for the completion of this entire section of the work.
- B. Consult Drawings, finish schedules, details and specification section.

##### 1.02 Quality Assurance:

- A. All painted surfaces shall be uniform in color, texture and finish to the satisfaction of the Architect.

##### 1.03 Submittals:

- A. Submit manufacturer's specifications, including paint label analysis and application instructions for each material specified.
- B. Submit color samples for review of color and texture.
- C. Provide samples of all natural and stained wood finishes.
- D. Final samples: Prepare samples of finishes on the job to the satisfaction of the Architect. If required, a 4' x 8' portion of wall surface finished as final sample.

##### 1.04 Product Deliver, Storage and Handling:

- A. Materials shall be delivered to the project site in strong, undamaged, waterproof containers with manufacturer's label intact. Materials in previously opened or unsealed containers, are not acceptable.
- B. Include on label of container: Manufacturer's name, type of paint, number and application instructions.
- C. Immediately upon delivery to the project site, all painter materials shall be stored and locked in a watertight shed with floor well off the ground. The shed shall remain locked at all times except for adding or removing materials.
- D. No materials of any manufacturer will be allowed on the project site any time during construction except those of the manufacturers specified or approved by the Architect.

##### 1.05 Job Conditions:

- A. Comply with manufacturer's recommendations as to environmental conditions under which coating and coating systems can be applied.
- B. Do not apply finishes in areas where dust is being generated or where work in progress may affect finish quality.
- C. Protect finished work of other trades, and all surfaces not being painted concurrently, or not to be painted.

#### Part 2 - Products

##### 2.01 General:

- A. The following specifications for Finishes is not intended to mention every particular item which will receive painter finish, but is intended to establish type and quality of finish which shall be required on various materials.
- B. **Products of Sherwin-Williams are specified herein to simplify descriptions of types and qualities of finishes required only.**

## DIVISION 9 - FINISHES

### SECTION 09900 - PAINTING

**Proprietary names are not intended to imply that products of named manufacturer are required to the exclusion of equivalent products of other manufacturers.**

- C. Wherever the abbreviation "SW" appears in the following detailed specification, it shall be understood to mean Sherwin-Williams.
  - D. Primers shall be as specified by manufacturers of finish paint used and as approved by the Architect.
- 2.02 Acceptable Manufacturers:
- A. Sherwin-Williams.
  - B. PPG Industries.
  - C. Cook Paint and Varnish Co.
  - D. Kelly-Moore.
- 2.02 Exterior Finishes:
- A. Enamel on Ferrous Metals:
    - 1. One coat SW Kem Kromik Primer, (Alkyd primer).
    - 2. Two coats SW Industrial Enamel, (Alkyd gloss enamel).
  - B. Enamel on Exterior Concrete Block:
    - 1. One coat SW Promar Latex Block Filler B25W25.
    - 2. Two coats SW A-100 Semi-Gloss Latex Enamel.
- 2.03 Interior Finishes:
- A. Enamel on Metal: All miscellaneous and ornamental metal items which are left exposed.
    - 1. Shop coat by others - touch up as required.
    - 2. Two coats SW Promar 200 Semi-Gloss. Enamel, (Alkyd semi-gloss enamel).
  - B. Enamel on Concrete Block:
    - 1. One coat SW Promar 200 Block Filler (vinyl acrylic latex).
    - 2. Two coats SW Promar 200 Semi-Gloss Enamel.
  - C. Enamel on Gypsum Board Ceilings/Facias/Walls
    - 1. One coat SW Promar 200 Wall Primer with Medium Texture. (Vinyl Acrylic Latex Wall Primer.)
    - 2. Two coats SW Promar 200 Semi-Gloss Latex Enamel.
  - D. Interior Millwork and Cabinetry:
    - 1. One coat SW Promar 200 Alkyd Enamel Primer/Undercoat.
    - 2. Two coats SW Promar 200 Semi-Gloss Latex Enamel.

### Part 3 - Execution

- 3.01 Inspection:
- A. Notify Contractor of any surface not in proper condition to be finished before proceeding with the work. Starting work will constitute the painter's acceptance of preceding work, and conditions under which finish will be applied and his assumption of responsibility for results to be obtained.
- 3.02 Preparation of Surfaces:
- A. Wood:
    - 1. Sand to a smooth even surface, then dust off.
    - 2. Touch-up knots, resinous spots, etc., on all surfaces with shellac 18 hours before applying prime coat.

## DIVISION 9 - FINISHES

### SECTION 09900 - PAINTING

3. Fill nail holes, cracks and blemishes flush after priming coat has dried.
  - B. Concrete Block and Concrete:
    1. Repair cracks and irregularities to provide uniform surface texture.
  - C. Ferrous Metal Surfaces:
    1. Remove rust and scale, clean grease or oil surfaces with turpentine or benzine before painting.
- 3.03 Application:
- A. Number of coats and quality of finish shall be in accordance with these specifications, which requires the use of material which will product first quality finish if properly applied.
  - B. Apply coats of material in strict accordance with manufacturer's currently published specifications, except where requirements of these specifications are in excess or manufacturer's requirements.
  - C. Except as otherwise approved by the Architect, the first two coats of painter's finish shall be applied by roller or brush application. Finish coats may be applied by spray application.
  - D. Comply with recommendation of product manufacturer for drying time between succeeding coats allow additional as required until finish is dry.
  - E. All work where a coat of material has been applied must be inspected and approved before application of succeeding coat, otherwise, no credit for the coat well be given. Notify Architect when a particular coat has been completed for inspection and approval.
  - F. Shellacs, oils, turpentine, etc., shall be of the highest quality and subject to approval of Architect. Materials shall be mixed in and applied directly from containers which they are purchased except when use of other containers is approved.
  - G. First Coat of all finishes, except of varnish and stains, shall be white.
  - H. Sand lightly between coats where shellac, varnish or enamel is used.
  - I. Remove all hardware, accessories, machined surfaces, and similar items in place and not to be finish-painted, or provide surface-applied protection prior to surface preparation and painting operations.
- 3.04 Clean-up:
- A. Clean and paint spots from work and touch-up or otherwise repair any defective or damaged work.
  - B. Remove all surplus materials and equipment after work is completed.
  - C. Leave entire job clean and acceptable to the Architect.

**End of Section**



MOORE PUBLIC SCHOOLS  
BOARD OF EDUCATION



MOORE PUBLIC SCHOOLS DISTRICT NO. 1-2  
CLEVELAND COUNTY MOORE, OKLAHOMA

# SANTA FE ELEMENTARY 2024 MILLWORK REPLACEMENT

12801 SOUTH SANTA FE  
OKLAHOMA ICYT, OK. 73170

**AGP** | the Abla Griffin  
Partnership

201 N. BROADWAY SUITE 210 MOORE, OK. 73160  
405.735.3477 AGP@theAGP.net www.theAGP.net



CONSTRUCTION MANAGER



201 NORTH BROADWAY  
MOORE, OK 73160

## INDEX TO DRAWINGS

SHEET NUMBER	DESCRIPTION
C	COVER SHEET
G100	LEGENDS / MAPS / GENERAL NOTES / ETC.
A100	OVERALL SITE PLAN
A101	BUILDING 100 DEMOLITION FLOOR PLAN
A102	BUILDING 100 FLOOR PLAN
A103	BUILDING 200 DEMOLITION FLOOR PLAN / BUILDING 200 FLOOR PLAN
A104	BUILDING 300 DEMOLITION FLOOR PLAN / BUILDING 300 FLOOR PLAN
A105	BUILDING 400 DEMOLITION FLOOR PLAN / BUILDING 400 FLOOR PLAN
A106	BUILDING 500 DEMOLITION FLOOR PLAN / BUILDING 500 FLOOR PLAN
A107	BUILDING 700 DEMOLITION FLOOR PLAN / BUILDING 700 FLOOR PLAN
A401	INTERIOR ELEVATIONS / DETAIL / COLOR SCHEDULE
A701	MILLWORK SECTIONS / DETAILS
A702	MILLWORK SECTIONS

SANTA FE ELEMENTARY SCHOOL  
2024 MILLWORK REPLACEMENT

SET NO.

revisions:	sheet no:
	C
	date:
	JANUARY 2024

**ABBREVIATIONS**

@	AT	HDWD.	HARDWOOD
ABV.	ABOVE	HDWR.	HARDWARE
ACOUST.	ACOUSTICAL	HORIZ.	HORIZONTAL
ADJ.	ADJUSTABLE	HT.	HEIGHT
ANCH.	ANCHOR	INSUL.	INSULATION
APPROX.	APPROXIMATE	JST.	JOIST
BD.	BOARD	JT.	JOINT
BLK'G.	BLOCKING	LAV.	LAVATORY
BM.	BEAM	MATL.	MATERIAL
BOT.	BOTTOM	MAX.	MAXIMUM
☐	CENTERLINE	MECH.	MECHANICAL
CL'G.	CEILING	MFG.	MANUFACTURING
CONC.	CONCRETE	MFR.	MANUFACTURER
CMU	CONCRETE MASONRY UNIT	MIN.	MINIMUM
COL.	COLUMN	MISC.	MISCELLANEOUS
CONT.	CONTINUOUS	MTL.	METAL
D.F.	DRINKING FOUNTAIN	N.I.C.	NOT IN CONTRACT
DIM.	DIMENSION	NO. / #	NUMBER
DR.	DOOR	N.T.S.	NOT TO SCALE
DWG.	DRAWING	O.C.	ON CENTER
DWL.	DOWEL	OPNG.	OPENING
EA.	EACH	OPP.	OPPOSITE
ELECT.	ELECTRICAL	PP.	POWER POLE
ELEV.	ELEVATION	PREFIN.	PREFINISHED
EQ.	EQUAL	P.T.	PAPER TOWEL
E.J.	EXPANSION JOINT	PW / PLY. WD.	PLYWOOD
E.W.	EACH WAY	RE.	REFER
EXIST.	EXISTING	REQ'D.	REQUIRED
EXP.	EXPANSION	RM.	ROOM
EXT.	EXTERIOR	S.B.	SPLASH BLOCK
FD.	FLOOR DRAIN	SCHED.	SCHEDULE
FE.	FIRE EXTINGUISHER	STD.	STANDARD
FEC.	FIRE EXTINGUISHER CABINET	STL.	STEEL
FFL.	FINISH FLOOR LINE	S.J.	SAWJOINT
FIN.	FINISH	T.C.	TOP OF CURB
FRM'G.	FRAMING	T.P.H.	TOILET PAPER HOLDER
GA.	GAUGE	TYP.	TYPICAL
G.B.	GRAB BAR	U.N.O.	UNLESS NOTED OTHERWISE
GALV.	GALVANIZED	VTR.	VENT THROUGH ROOF
GYP. BD.	GYP. BOARD	W/	WITH
H.C.	HANDICAP	W.C.	WATERCLOSET
		WD.	WOOD
		WWF.	WELDED WIRE FABRIC

**MATERIALS LEGEND**

**FOR PLANS AND DETAILS**

	MASONRY VENEER
	C.M.U.
	CONCRETE
	FRAME PARTITION, METAL STUDS

**FOR DETAILS**

	GYP. BOARD
	PARTICLE BOARD
	RIGID INSULATION
	WOOD BLOCKING / FRAMING, CONTINUOUS
	WOOD BLOCKING, DISCONTINUOUS
	FINISH WOOD
	SMALL SCALE STRUCTURAL STEEL / MISCELLANEOUS METAL
	LARGE SCALE STRUCTURAL STEEL
	BATT INSULATION
	ACOUSTICAL CEILING TILE
	EARTH FILL

**SYMBOLS LEGEND**

	EXISTING SPOT ELEVATION		WALL SECTION/DETAIL CUT MARK
	FINISH SPOT ELEVATION		LARGE SCALE DETAIL MARK
	EXISTING GRADE CONTOUR		STRUCTURAL GRID COORDINATES
	FINISH GRADE CONTOUR		BUILDING SECTION CUT MARK
	EXISTING TREE TO BE PROTECTED		DOOR NUMBER
	EXISTING TREE TO BE REMOVED		WINDOW MARK
	PROJECT LIMITS		FRAME MARK
	CHAINLINK FENCE		GLAZING MATERIAL MARK
	BARBED WIRE FENCE		EQUIPMENT MARK
	CONCRETE PAVING		EXTERIOR ELEVATION MARK
	ASPHALT PAVING		TEST HOLE
	CONCRETE SIDEWALK		ELEV. BENCH MARK/BUILDING ELEVATION (SECTION)
	EXISTING PAVING/SIDEWALK TO REMAIN		
	EXISTING PAVING TO BE REMOVED		
	NEW BUILDING		
	EXISTING BUILDING - NO WORK		
	ROOM NUMBER		
	ROOM NUMBER/ LARGE SCALE PLAN REFERENCE		
	ROOM NUMBER/INTERIOR ELEVATION REFERENCE		

**GENERAL NOTES:**

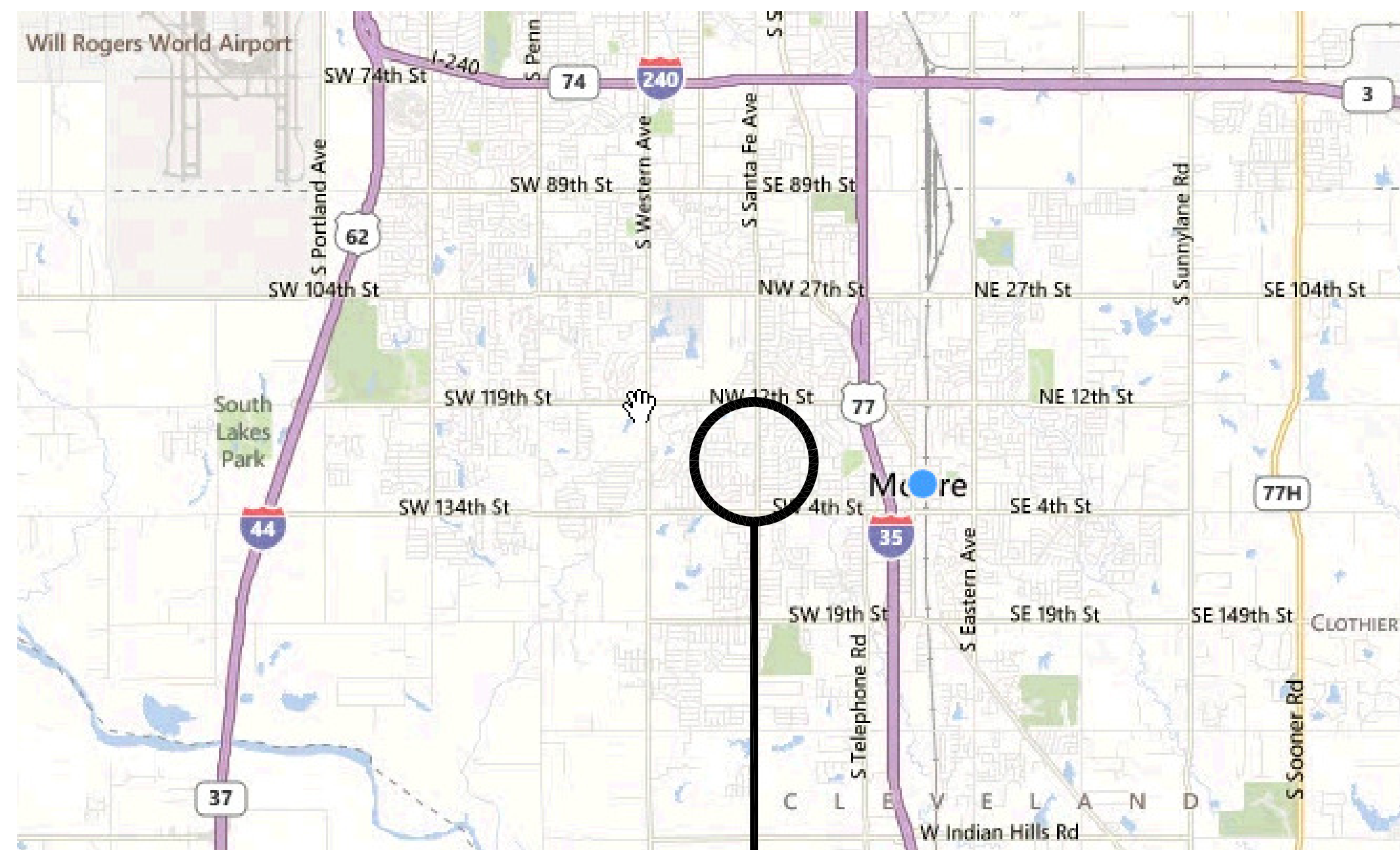
- ALL REQUIRED HANDICAP ACCESSIBLE ITEMS TO COMPLY WITH AMERICANS WITH DISABILITIES ACT AND ARCHITECTURAL BARRIERS ACT ACCESSIBILITY GUIDELINES.
- THE CONTRACTOR SHALL NOT USE ANY LEAD-BASED PAINT OR ASBESTOS CONTAINING MATERIAL ON THIS PROJECT
- THESE CONTRACT DOCUMENTS INCLUDING BUT NOT LIMITED TO THE DRAWINGS, PROJECT MANUAL AND ANY SUBSEQUENT ADDENDA ARE ISSUED AS A "WHOLE" AND SHALL BE BID AS SUCH. EACH DISCIPLINE / SUBCONTRACTOR SHALL REVIEW THE ENTIRE SET OF CONTRACT DOCUMENTS AND INCLUDE APPLICABLE WORK IN THEIR BID REGARDLESS OF LOCATION WITHIN THE CONTRACT DOCUMENTS. REVIEWING ONLY PORTION OF THE CONTRACT DOCUMENTS SHALL NOT ABSOLVE THE CONTRACTOR OR SUBCONTRACTOR OF THE REQUIREMENT TO PERFORM THE WORK OF THEIR RESPECTIVE DISCIPLINES.
- LOCATIONS OF EXISTING BUILDINGS, SITE FEATURES, & UNDERGROUND UTILITIES HAVE BEEN OBTAINED FROM EXISTING AVAILABLE SOURCES. THE CONTRACTOR IS TO FIELD VERIFY EXISTING LOCATIONS PRIOR TO STARTING CONSTRUCTION AND NOTIFY THE ARCHITECT IMMEDIATELY IF ANY EXISTING BUILDING &/OR SITE FEATURE CONFLICTS W/ THE NEW CONSTRUCTION.
- THE CONTRACTOR SHALL VERIFY ALL EXISTING UTILITIES AND PROTECT DURING CONSTRUCTION. COORDINATE NEW UTILITY REQUIREMENTS WITH APPLICABLE UTILITY COMPANIES (WATER, GAS, ELECTRICITY, SANITARY SEWER, TELEPHONE, CABLE, SITE DRAINAGE AND OTHERS AS REQUIRED). COMPLY WITH ALL APPLICABLE REGULATIONS. INCLUDE ALL CONNECTION FEES AND OTHER CHARGES IN BID.
- NOT USED
- NOT USED
- NOT USED
- CONFLICTS BETWEEN DRAWINGS AND SPECIFICATIONS SHALL BE BROUGHT TO ARCHITECTS ATTENTION. FAILURE TO BID ITEM(S) NOTED ON DRAWINGS AND OMITTED FROM SPECIFICATIONS DOES NOT REMOVE RESPONSIBILITY TO PROVIDE AND INSTALL SUCH.

**AGP**  
the Abila Griffin  
Partnership L.L.C.

201 N. BROADWAY  
SUITE 210  
MOORE, OK. 73160  
405.735.3477  
AGP@theAGP.net  
www.theAGP.net

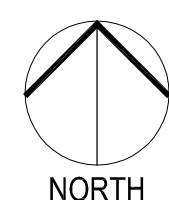


*Michael L. Abila*  
1/12/24



SANTA FE ELEMENTARY SCHOOL  
12801 SOUTH SANTA FE  
OKLAHOMA CITY, OKLAHOMA 73170

PROJECT  
LOCATION



VICINITY MAP

**LEGAL DESCRIPTION**

A PART OF THE SW1/2 OF SECTION 25, T10N, R3W, I.M.; CLEVELAND COUNTY, OKLAHOMA. MORE PARTICULARLY DESCRIBED AS FOLLOWS: COMMENCING AT THE S.W. CORNER OF THE SW 1/2 OF SAID SECTION 25, T10N, R3W, I.M.; THENCE N 89° 40' 20" E ON THE SOUTH LINE OF SAID S.W. 1/2 OF SECTION 25, T10N, R3W, I.M. A DISTANCE OF 1,317.25 FEET; THENCE N 0° 21' 12" W. A DISTANCE OF 103.0 FEET TO A TRUE POINT OF BEGINNING. THENCE N 0° 21' 12" W A DISTANCE OF 582.36' TO THE S.E. CORNER OF BROADWAY TERRACE ADDITION A RECORDED PLAT; THENCE N0° 02' 09" W ON THE EAST LINE OF BOARD WAY TERRACE ADDITION A DISTANCE OF 131.74 FEET; THENCE N 89° 40' 21" E. A DISTANCE OF 381.40 FEET. THENCE S. 37° 13' 17" E. BEING 50 FEET WEST AND PARALLEL TO THE CENTERLINE U.S. HIGHWAY NO.77 (SOUTH BROADWAY) A DISTANCE OF 892.0 FEET; THENCE S 89° 40' 21" A DISTANCE OF 917.94 FEET TO THE TRUE POINT OF BEGINNING. THIS TRACT CONTAINS 10.66 ACRES MORE OR LESS.

CG

drawn by

MA


checked by

JANUARY 2024

date

revisions

MOORE PUBLIC SCHOOLS  
BOARD OF EDUCATION  
MOORE, OKLAHOMA



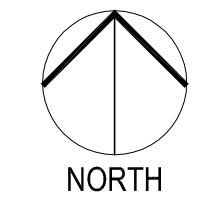
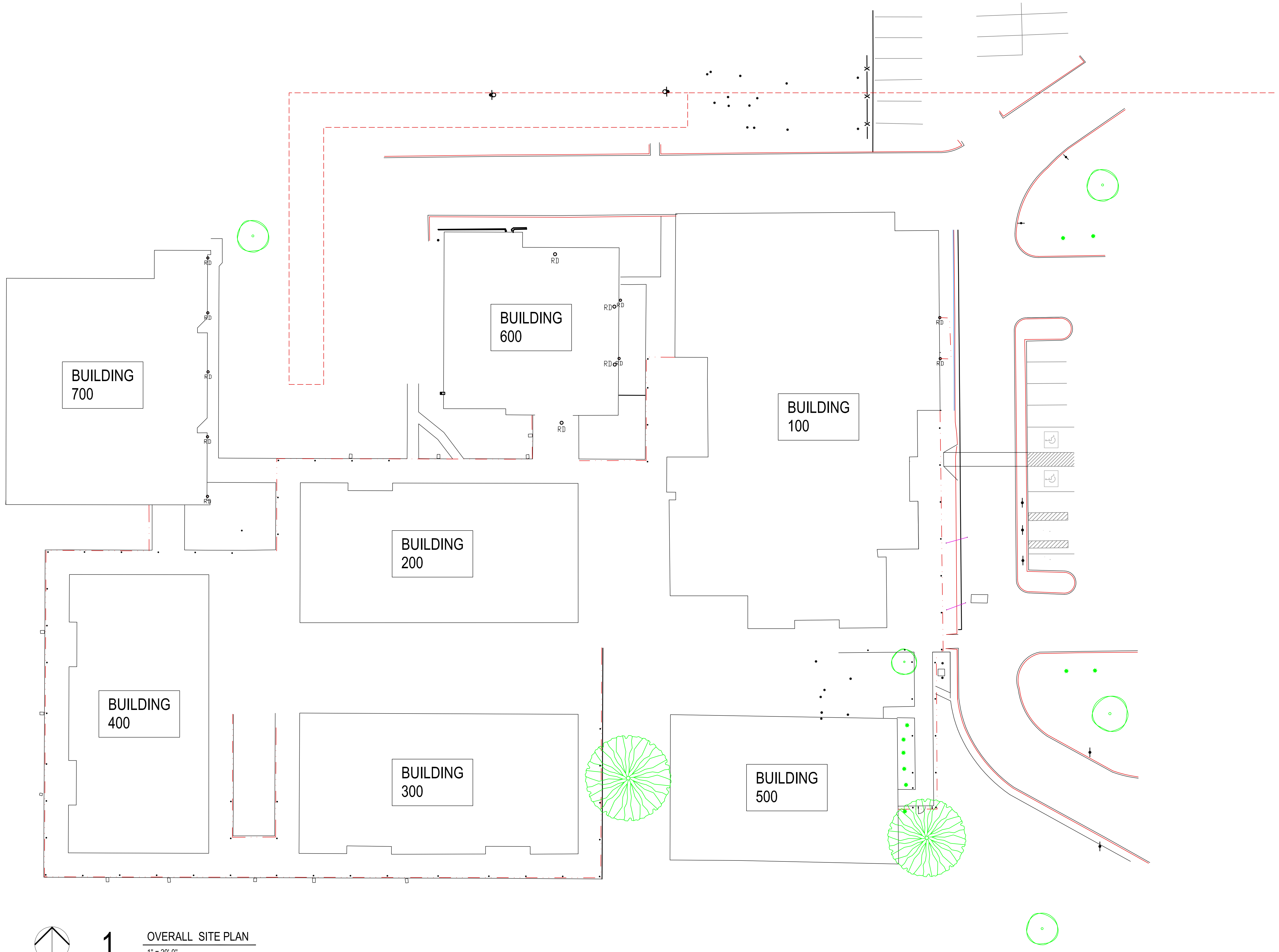
SANTA FE  
ELEMENTARY SCHOOL  
2024 MILLWORK  
REPLACEMENT

sheet no:

**G100**

OWNERSHIP USE OF DOCUMENTS:

AGP EXPRESSLY RESERVES ITS COPYRIGHT AND OTHER PROPERTY RIGHTS OF ALL PLANS AND DRAWINGS DESIGNED AND/OR PRODUCED. PLANS AND DRAWINGS ARE NOT TO BE REPRODUCED IN ANY FORM OR MANNER WITHOUT THE EXPRESSED WRITTEN CONSENT OF AGP.



**1** OVERALL SITE PLAN  
1" = 20'-0"



CG  
drawn by  
MA  
checked by  
JANUARY 2024  
date  
revisions

MOORE PUBLIC SCHOOLS  
BOARD OF EDUCATION  
MOORE, OKLAHOMA

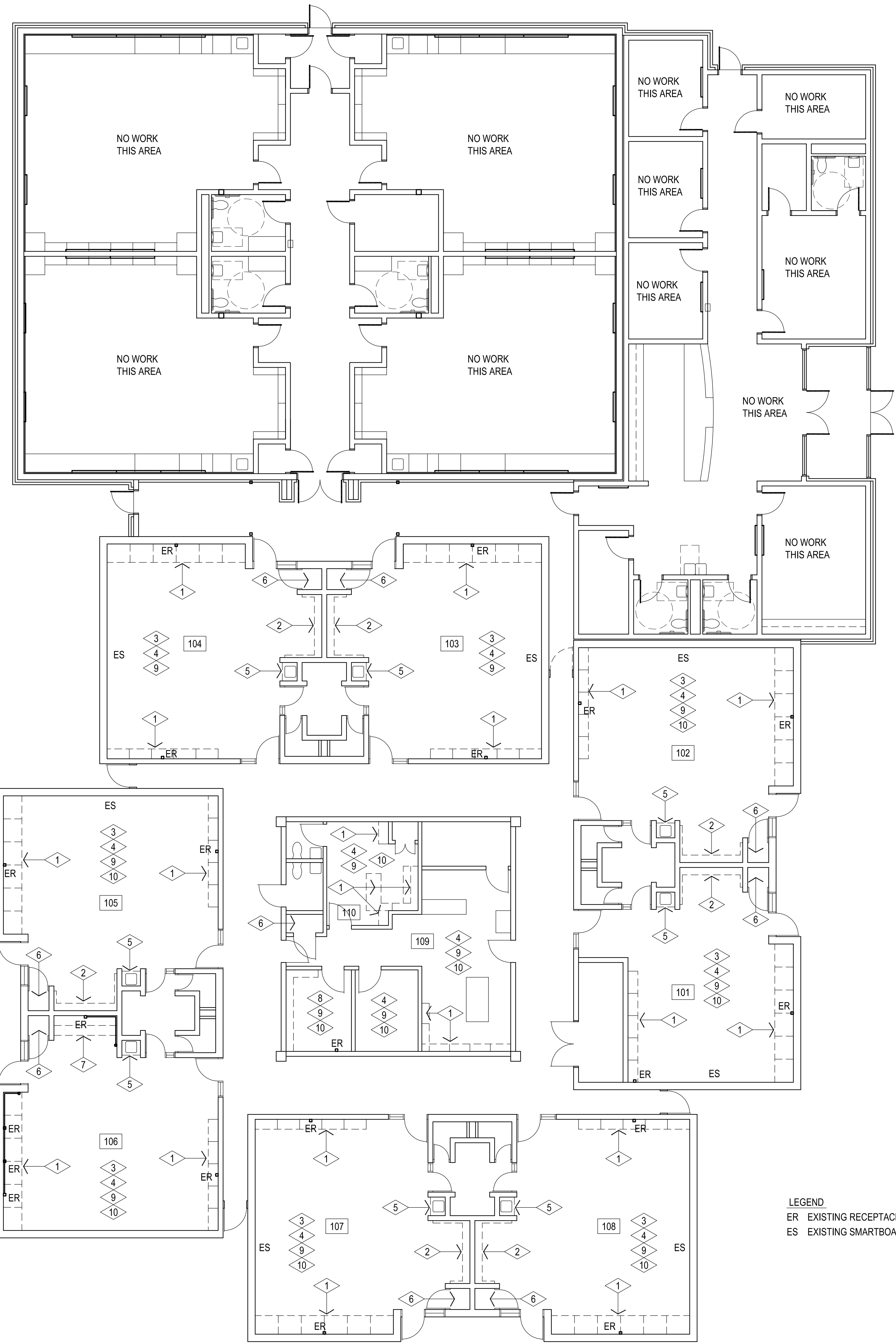


SANTA FE  
ELEMENTARY SCHOOL  
2024 MILLWORK  
REPLACEMENT

Sheet no:

**A100**

OWNERSHIP USE OF DOCUMENTS:  
AGP EXPRESSLY RESERVES ITS  
COPYRIGHT AND OTHER PROPERTY  
RIGHTS OF ALL PLANS AND DRAWINGS  
DESIGNED AND/OR PRODUCED. PLANS  
AND DRAWINGS ARE NOT TO BE  
REPRODUCED IN ANY FORM OR MANNER  
WITHOUT THE EXPRESSED WRITTEN  
CONSENT OF AGP.



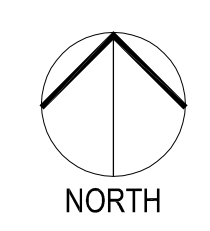
**GENERAL NOTE :**

- 1 REMOVE / DEMOLISH EXISTING BASE / WALL CABINETS COMPLETELY & PREPARE WALL / SLAB TO RECEIVE NEW BASE CABINETS
- 2 REMOVE / DEMOLISH EXISTING COAT HOOK UNITS & SHELF COMPLETELY & PREPARE WALL / SLAB TO RECEIVE NEW CABINETS
- 3 TEMPORARILY REMOVE EXISTING TACKBOARDS & STORE. REINSTALL @ SAME LOCATIONS AFTER INSTALLATION OF NEW BASE CABINETS & WARDROBE CABINETS / SHELVING UNITS. COORDINATE MOUNTING HEIGHTS PRIOR TO REINSTALL.
- 4 PREPAIR WALLS TO RECEIVE NEW PAINT AT ENTIRE ROOM - PAINT COLOR TO BE SHERWIN-WILLIAMS - SW7008 - ALABASTER
- 5 REMOVE EXISTING SINK / FAUCET AND ASSOCIATED PIPING AS REQUIRED TO REMOVE / DEMOLISH EXISTING BASE CABINET COMPLETELY & PREPARE WALL / SLAB TO RECEIVE NEW BASE CABINETS W/ NEW SINK. PROVIDE ALL MATERIALS FOR COMPLETE INSTALLATION.
- 6 PREPAIR WALLS & SHELVES TO RECEIVE NEW PAINT AT ENTIRE ROOM - PAINT COLOR TO BE SHERWIN-WILLIAMS - SW7008 - ALABASTER
- 7 REMOVE / DEMOLISH EXISTING BASE CABINETS & MAILBOXES ABOVE COMPLETELY & PREPARE WALL / SLAB TO RECEIVE NEW CABINETS
- 8 REMOVE EXISTING SHELVES & WALL PANELS AT ENTIRE ROOM. PREPARE EXISTING GYP BOARD TO REMAIN TO RECEIVE NEW PAINTERS FINISH. COLOR TO BE SHERWIN-WILLIAMS - SW7008 - ALABASTER
- 9 REMOVE EXISTING CARPET TILES & WALL BASE AT ENTIRE ROOM INSTALL NEW CARPET AND BASE PROVIDED BY OWNER
- 10 PAINT EXISTING HOLLOW METAL DOORS AND FRAMES

**GENERAL DEMOLITION NOTES:**

- 1. ALL SALVAGEABLE ITEMS TO REMAIN THE OWNER'S PROPERTY & IS TO BE DISPOSED OF / STORED AS PER OWNER'S INSTRUCTIONS.
- 2. CARE IS TO BE TAKEN TO PROTECT ALL EXISTING ITEMS TO REMAIN. THE CONTRACTOR IS RESPONSIBLE FOR REPLACING / REPAIRING ALL EXISTING TO REMAIN ITEMS THAT ARE DAMAGED DURING CONSTRUCTION.
- 3. THE SUBCONTRACTORS ARE RESPONSIBLE FOR VISITING THE SITE PRIOR TO SUBMITTING A BID & OBTAINING ALL PERTINENT INFORMATION REQ'D. TO PREPARE AN ACCURATE BID. VERIFY ALL DEMOLITION & NEW WORK REQUIRED. ANY REQUIRED ADDITIONAL WORK NOT INDICATED ON THE CONTRACT DOCUMENTS MUST BE BROUGHT TO THE IMMEDIATE ATTENTION OF THE GENERAL CONTRACTOR PRIOR TO BIDDING.
- 4. VERIFY CLEARANCES FOR THERMOSTATS, SWITCHES, CALL BUTTONS, ETC. COORDINATE W/ ARCHITECT

**LEGEND**  
ER EXISTING RECEPTACLE  
ES EXISTING SMARTBOARD



**1 BUILDING 100 DEMOLITION FLOOR PLAN**  
1/8" = 1'-0"



CG  
drawn by  
MA  
checked by  
JANUARY 2024  
date  
revisions

MOORE PUBLIC SCHOOLS  
BOARD OF EDUCATION  
MOORE, OKLAHOMA



SANTA FE  
ELEMENTARY SCHOOL  
2024 MILLWORK  
REPLACEMENT

sheet no:

**A101**

OWNERSHIP USE OF DOCUMENTS:  
AGP EXPRESSLY RESERVES ITS COPYRIGHT AND OTHER PROPERTY RIGHTS OF ALL PLANS AND DRAWINGS DESIGNED AND/OR PRODUCED. PLANS AND DRAWINGS ARE NOT TO BE REPRODUCED IN ANY FORM OR MANNER WITHOUT THE EXPRESSED WRITTEN CONSENT OF AGP.



CG	_____
drawn by	_____
MA	_____
checked by	_____
JANUARY 2024	_____
date	_____
revisions	_____

MOORE PUBLIC SCHOOLS  
BOARD OF EDUCATION  
MOORE, OKLAHOMA

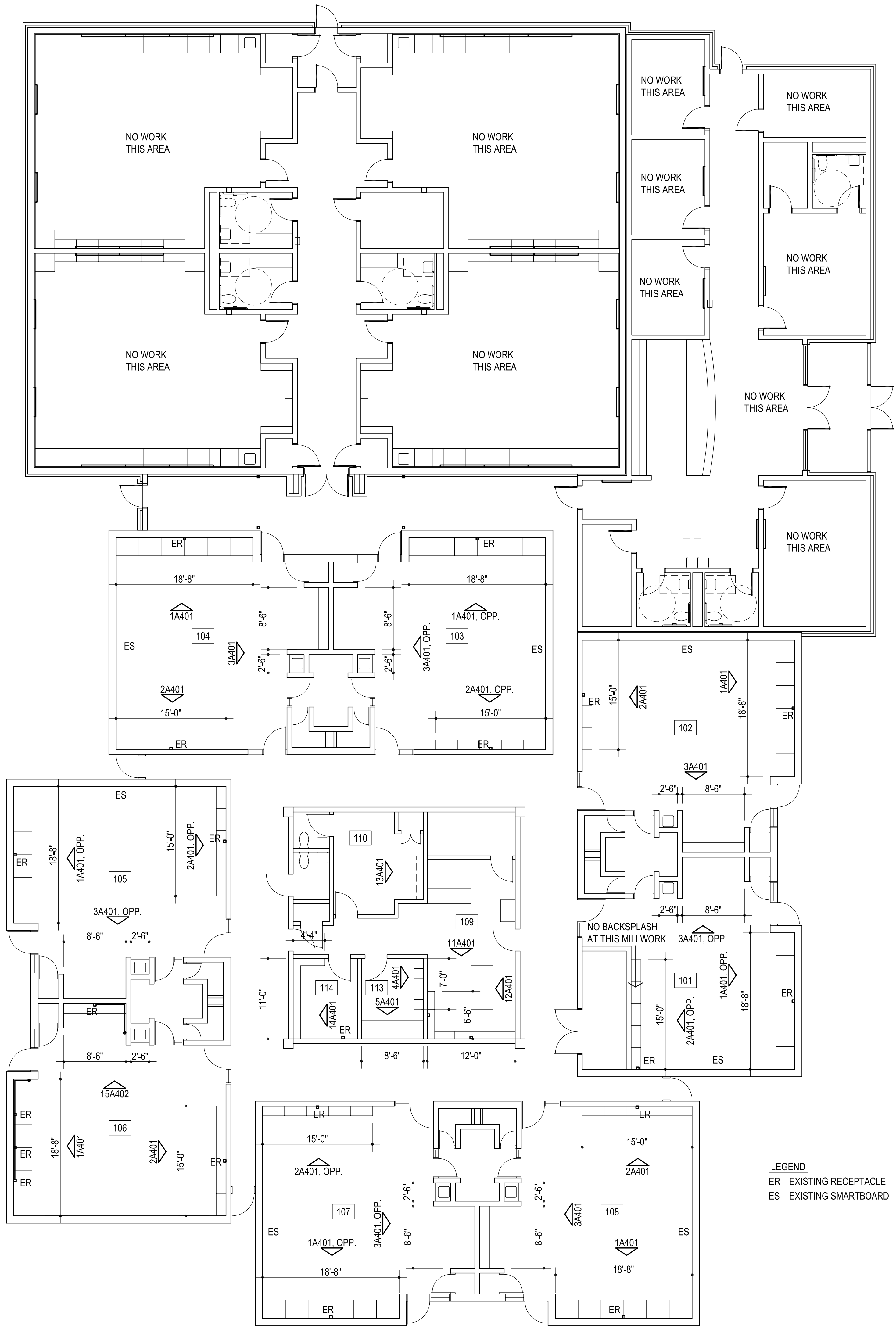


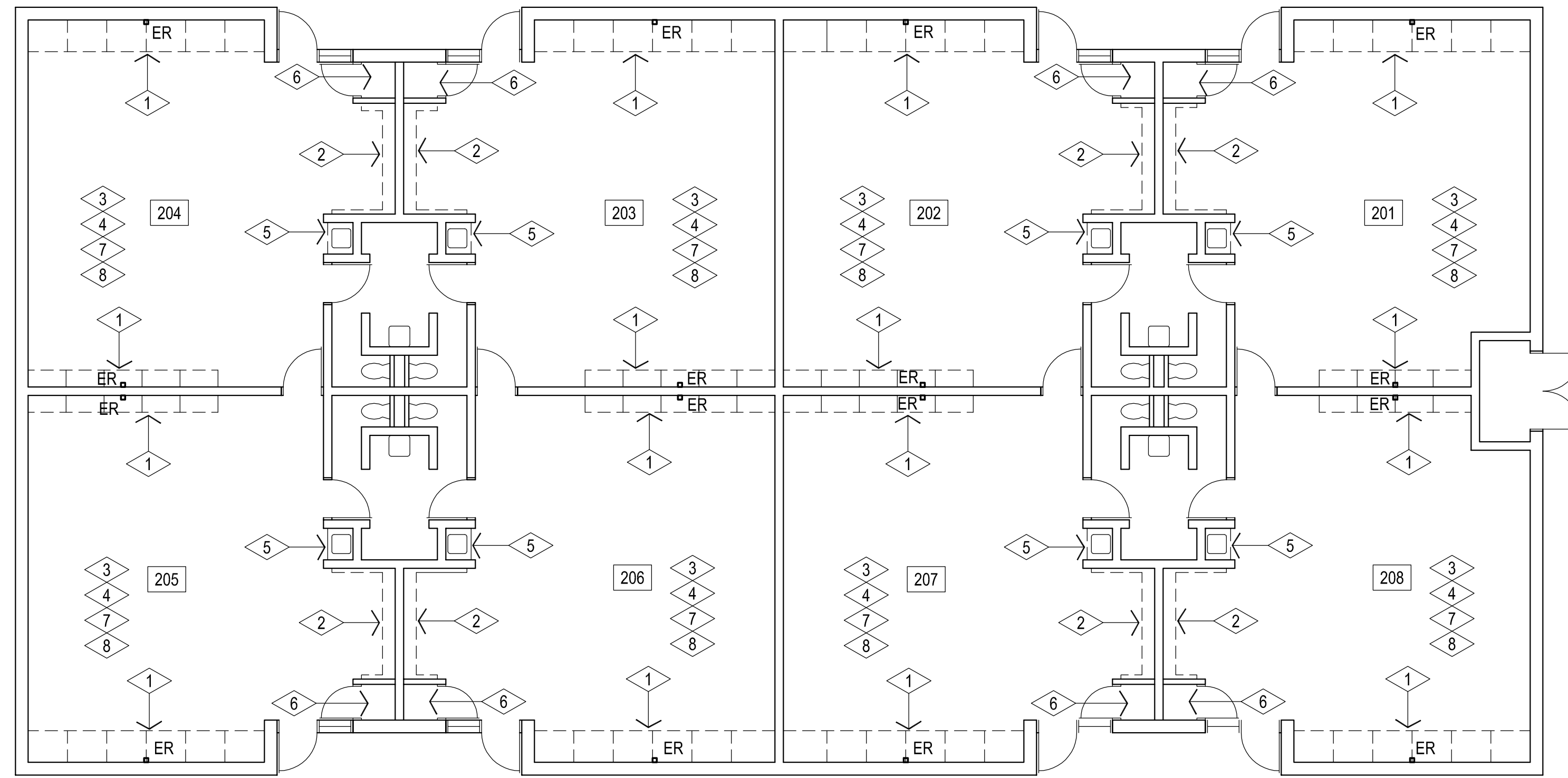
SANTA FE  
ELEMENTARY SCHOOL  
2024 MILLWORK  
REPLACEMENT

sheet no:

## A102

OWNERSHIP USE OF DOCUMENTS:  
AGP EXPRESSLY RESERVES ITS  
COPYRIGHT AND OTHER PROPERTY  
RIGHTS OF ALL PLANS AND DRAWINGS  
DESIGNED AND/OR PRODUCED. PLANS  
AND DRAWINGS ARE NOT TO BE  
REPRODUCED IN ANY FORM OR MANNER  
WITHOUT THE EXPRESSED WRITTEN  
CONSENT OF AGP.





**GENERAL NOTE :**

- 1 REMOVE / DEMOLISH EXISTING BASE CABINETS COMPLETELY & PREPARE WALL / SLAB TO RECEIVE NEW BASE CABINETS
- 2 REMOVE / DEMOLISH EXISTING COAT HOOK UNITS & SHELF COMPLETELY & PREPARE WALL / SLAB TO RECEIVE NEW CABINETS
- 3 TEMPORARILY REMOVE EXISTING TACKBOARDS & STORE. REINSTALL @ SAME LOCATIONS AFTER INSTALLATION OF NEW BASE CABINETS & WARDROBE CABINETS / SHELVING UNITS. COORDINATE MOUNTING HEIGHTS PRIOR TO REINSTALL.
- 4 PREPAIR WALLS TO RECEIVE NEW PAINT AT ENTIRE ROOM - PAINT COLOR TO BE SHERWIN-WILLIAMS - SW7008 - ALABASTER
- 5 REMOVE EXISTING SINK / FAUCET AND ASSOCIATED PIPING AS REQUIRED TO REMOVE / DEMOLISH EXISTING BASE CABINET COMPLETELY & PREPARE WALL / SLAB TO RECEIVE NEW BASE CABINETS W/ NEW SINK. PROVIDE ALL MATERIALS FOR COMPLETE INSTALLATION.
- 6 PREPAIR WALLS & SHELVES TO RECEIVE NEW PAINT AT ENTIRE ROOM - PAINT COLOR TO BE SHERWIN-WILLIAMS - SW7008 - ALABASTER
- 7 REMOVE EXISTING CARPET TILES & WALL BASE AT ENTIRE ROOM INSTALL NEW CARPET AND BASE PROVIDED BY OWNER
- 8 PAINT EXISTING HOLLOW METAL FRAMES

**GENERAL DEMOLITION NOTES:**

- 1. ALL SALVAGEABLE ITEMS TO REMAIN THE OWNER'S PROPERTY & IS TO BE DISPOSED OF / STORED AS PER OWNER'S INSTRUCTIONS.
- 2. CARE IS TO BE TAKEN TO PROTECT ALL EXISTING ITEMS TO REMAIN. THE CONTRACTOR IS RESPONSIBLE FOR REPLACING / REPAIRING ALL EXISTING TO REMAIN ITEMS THAT ARE DAMAGED DURING CONSTRUCTION.
- 3. THE SUBCONTRACTORS ARE RESPONSIBLE FOR VISITING THE SITE PRIOR TO SUBMITTING A BID & OBTAINING ALL PERTINENT INFORMATION REQ'D. TO PREPARE AN ACCURATE BID. VERIFY ALL DEMOLITION & NEW WORK REQUIRED. ANY REQUIRED ADDITIONAL WORK NOT INDICATED ON THE CONTRACT DOCUMENTS MUST BE BROUGHT TO THE IMMEDIATE ATTENTION OF THE GENERAL CONTRACTOR PRIOR TO BIDDING.
- 4. VERIFY CLEARANCES FOR THERMOSTATS, SWITCHES, CALL BUTTONS, ETC. COORDINATE W/ ARCHITECT



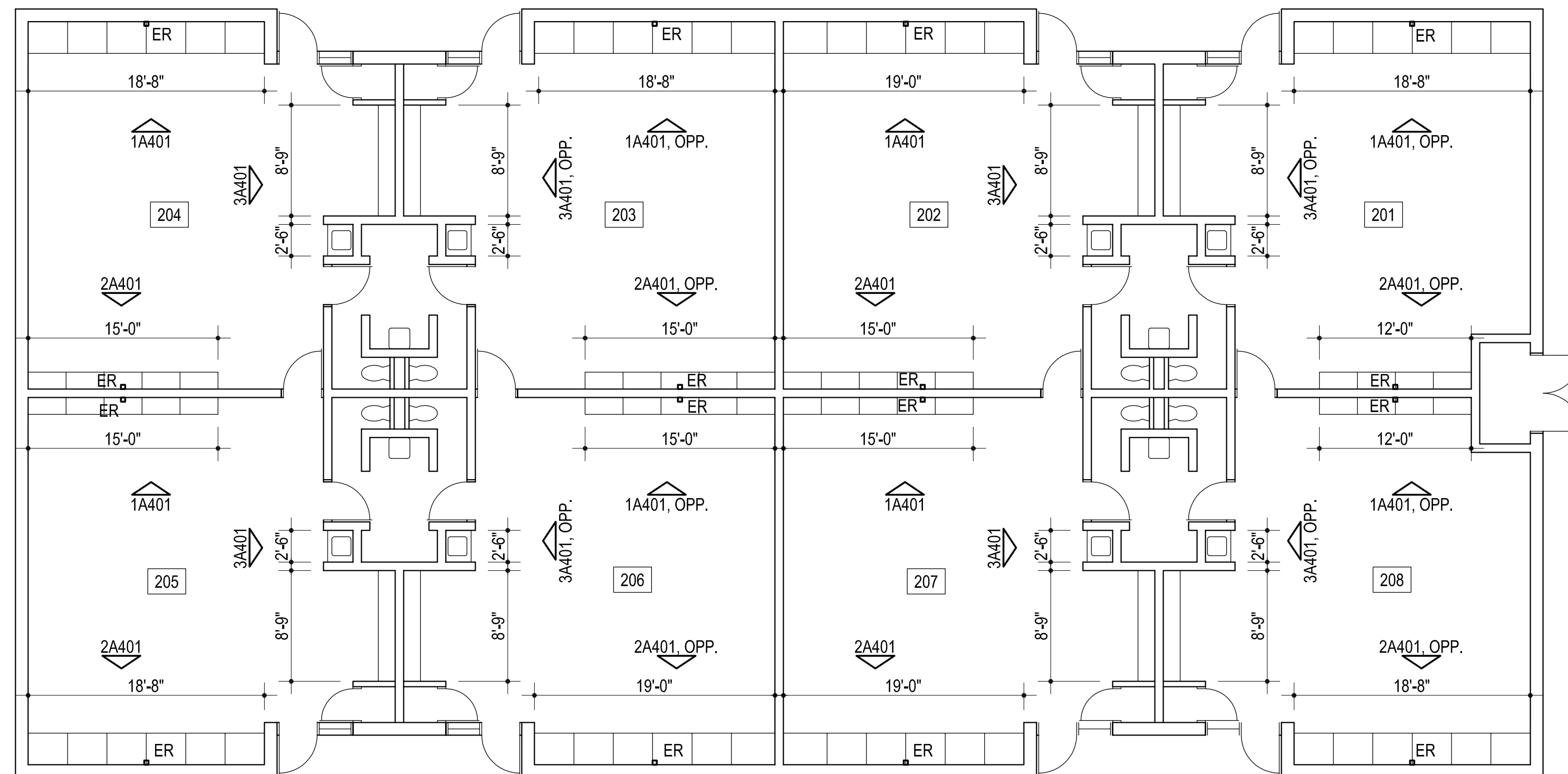
1

**BUILDING 200 DEMOLITION FLOOR PLAN**

1/8" = 1'-0"

**LEGEND**


- ER EXISTING RECEPTACLE
- ES EXISTING SMARTBOARD



2

**BUILDING 200 FLOOR PLAN**

1/8" = 1'-0"



CG  
drawn by  
MA  
checked by  
JANUARY 2024  
date  
revisions

MOORE PUBLIC SCHOOLS  
BOARD OF EDUCATION  
MOORE, OKLAHOMA

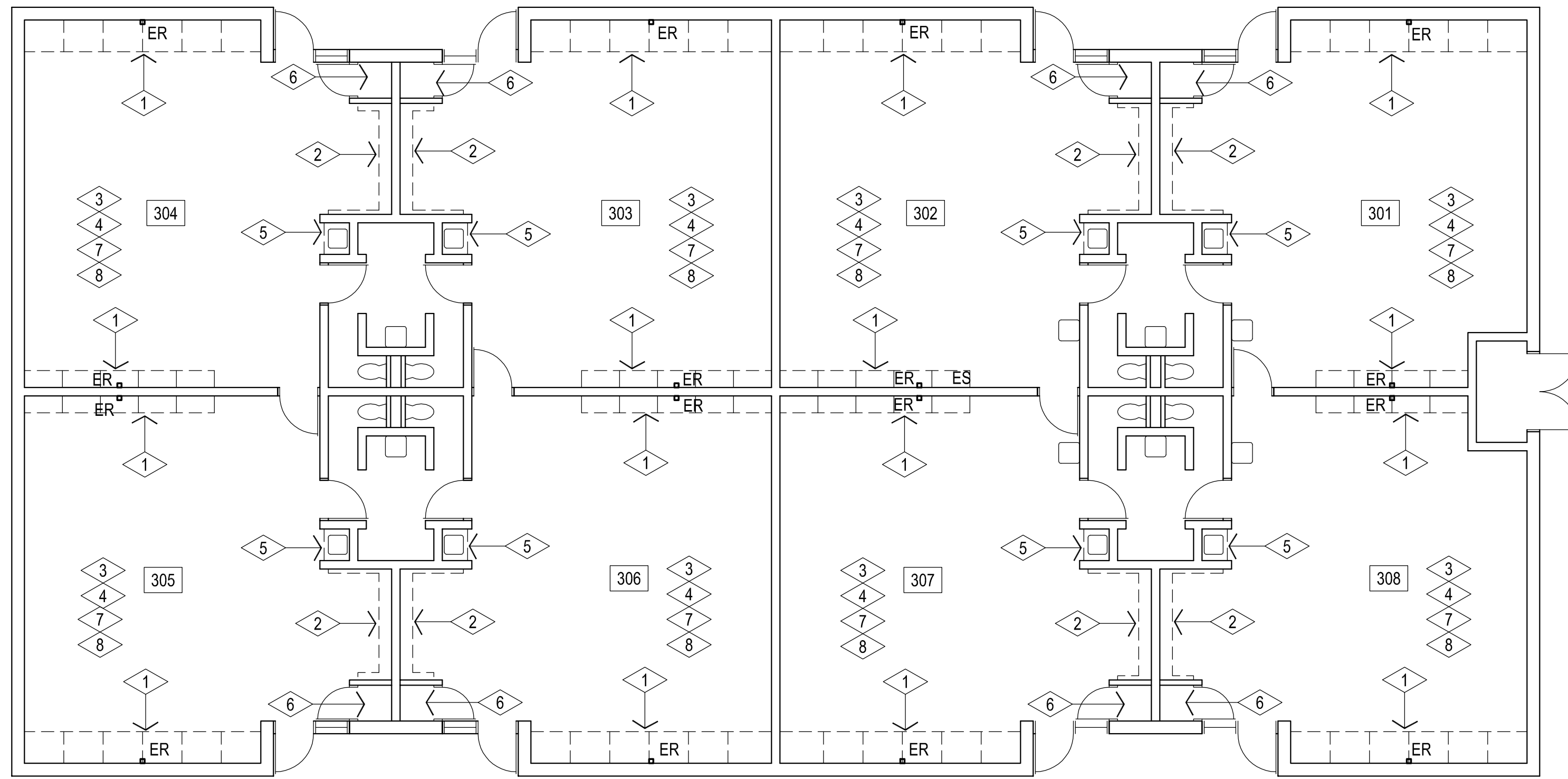


SANTA FE  
ELEMENTARY SCHOOL  
2024 MILLWORK  
REPLACEMENT

sheet no:

**A103**

OWNERSHIP USE OF DOCUMENTS:  
AGP EXPRESSLY RESERVES ITS COPYRIGHT AND OTHER PROPERTY RIGHTS OF ALL PLANS AND DRAWINGS DESIGNED AND/OR PRODUCED. PLANS AND DRAWINGS ARE NOT TO BE REPRODUCED IN ANY FORM OR MANNER WITHOUT THE EXPRESSED WRITTEN CONSENT OF AGP.



**GENERAL NOTE :**

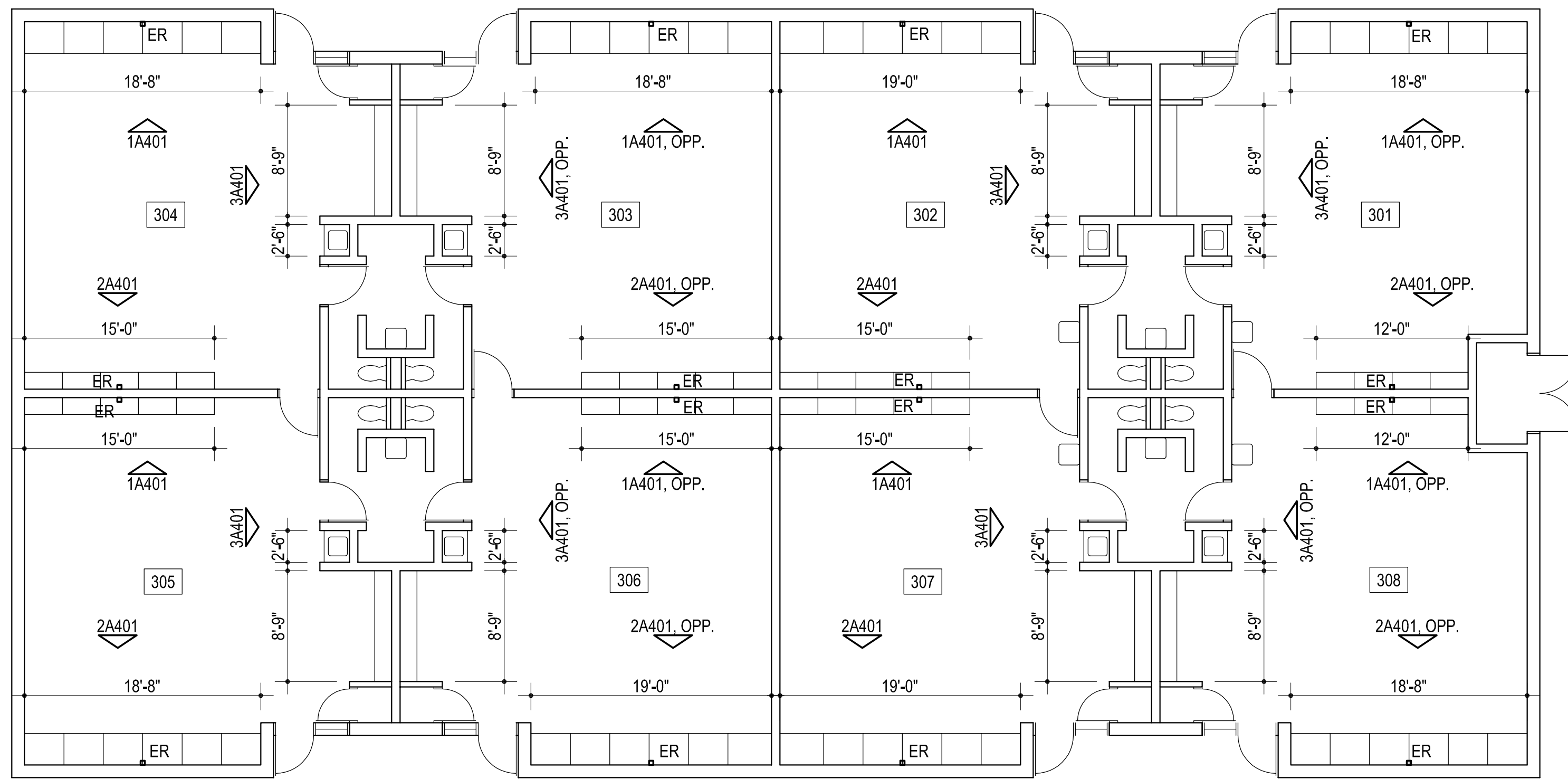
- 1 REMOVE / DEMOLISH EXISTING BASE CABINETS COMPLETELY & PREPARE WALL / SLAB TO RECEIVE NEW BASE CABINETS
- 2 REMOVE / DEMOLISH EXISTING COAT HOOK UNITS & SHELF COMPLETELY & PREPARE WALL / SLAB TO RECEIVE NEW CABINETS
- 3 TEMPORARILY REMOVE EXISTING TACKBOARDS & STORE. REINSTALL @ SAME LOCATIONS AFTER INSTALLATION OF NEW BASE CABINETS & WARDROBE CABINETS / SHELVING UNITS. COORDINATE MOUNTING HEIGHTS PRIOR TO REINSTALL.
- 4 PREPAIR WALLS TO RECEIVE NEW PAINT AT ENTIRE ROOM - PAINT COLOR TO BE SHERWIN-WILLIAMS - SW7008 - ALABASTER
- 5 REMOVE EXISTING SINK / FAUCET AND ASSOCIATED PIPING AS REQUIRED TO REMOVE / DEMOLISH EXISTING BASE CABINET COMPLETELY & PREPARE WALL / SLAB TO RECEIVE NEW BASE CABINETS W/ NEW SINK. PROVIDE ALL MATERIALS FOR COMPLETE INSTALLATION.
- 6 PREPAIR WALLS & SHELVES TO RECEIVE NEW PAINT AT ENTIRE ROOM - PAINT COLOR TO BE SHERWIN-WILLIAMS - SW7008 - ALABASTER
- 7 REMOVE EXISTING CARPET TILES & WALL BASE AT ENTIRE ROOM INSTALL NEW CARPET AND BASE PROVIDED BY OWNER
- 8 PAINT EXISTING HOLLOW METAL FRAMES

**GENERAL DEMOLITION NOTES:**

- 1. ALL SALVAGEABLE ITEMS TO REMAIN THE OWNER'S PROPERTY & IS TO BE DISPOSED OF / STORED AS PER OWNER'S INSTRUCTIONS.
- 2. CARE IS TO BE TAKEN TO PROTECT ALL EXISTING ITEMS TO REMAIN. THE CONTRACTOR IS RESPONSIBLE FOR REPLACING / REPAIRING ALL EXISTING TO REMAIN ITEMS THAT ARE DAMAGED DURING CONSTRUCTION.
- 3. THE SUBCONTRACTORS ARE RESPONSIBLE FOR VISITING THE SITE PRIOR TO SUBMITTING A BID & OBTAINING ALL PERTINENT INFORMATION REQ'D. TO PREPARE AN ACCURATE BID. VERIFY ALL DEMOLITION & NEW WORK REQUIRED. ANY REQUIRED ADDITIONAL WORK NOT INDICATED ON THE CONTRACT DOCUMENTS MUST BE BROUGHT TO THE IMMEDIATE ATTENTION OF THE GENERAL CONTRACTOR PRIOR TO BIDDING.
- 4. VERIFY CLEARANCES FOR THERMOSTATS, SWITCHES, CALL BUTTONS, ETC. COORDINATE W/ ARCHITECT

**1** BUILDING 300 DEMOLITION FLOOR PLAN  
1/8" = 1'-0"  
NORTH


**LEGEND**  
ER EXISTING RECEPTACLE  
ES EXISTING SMARTBOARD



**2** BUILDING 300 FLOOR PLAN  
1/8" = 1'-0"  
NORTH

CG  
drawn by  
MA  
checked by  
JANUARY 2024  
date  
revisions

MOORE PUBLIC SCHOOLS  
BOARD OF EDUCATION  
MOORE, OKLAHOMA

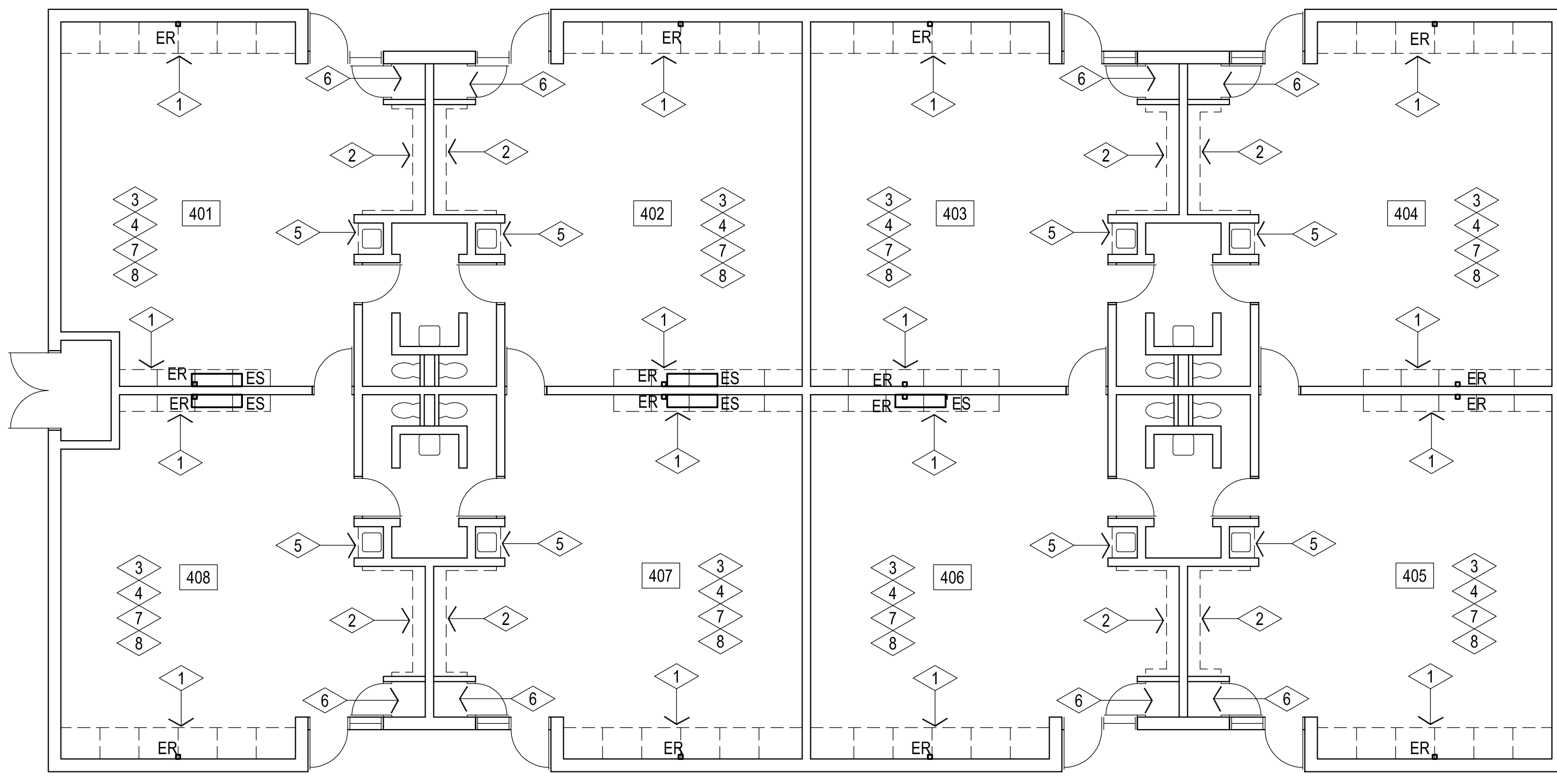


SANTA FE  
ELEMENTARY SCHOOL  
2024 MILLWORK  
REPLACEMENT

sheet no:

**A104**

OWNERSHIP USE OF DOCUMENTS:  
AGP EXPRESSLY RESERVES ITS COPYRIGHT AND OTHER PROPERTY RIGHTS OF ALL PLANS AND DRAWINGS DESIGNED AND/OR PRODUCED. PLANS AND DRAWINGS ARE NOT TO BE REPRODUCED IN ANY FORM OR MANNER WITHOUT THE EXPRESSED WRITTEN CONSENT OF AGP.




**GENERAL NOTE :**

- 1 REMOVE / DEMOLISH EXISTING BASE CABINETS COMPLETELY & PREPARE WALL / SLAB TO RECEIVE NEW BASE CABINETS
- 2 REMOVE / DEMOLISH EXISTING COAT HOOK UNITS & SHELF COMPLETELY & PREPARE WALL / SLAB TO RECEIVE NEW CABINETS
- 3 TEMPORARILY REMOVE EXISTING TACKBOARDS & STORE. REINSTALL @ SAME LOCATIONS AFTER INSTALLATION OF NEW BASE CABINETS & WARDROBE CABINETS / SHELVING UNITS. COORDINATE MOUNTING HEIGHTS PRIOR TO REINSTALL.
- 4 PREPAIR WALLS TO RECEIVE NEW PAINT AT ENTIRE ROOM - PAINT COLOR TO BE SHERWIN-WILLIAMS - SW7008 - ALABASTER
- 5 REMOVE EXISTING SINK / FAUCET AND ASSOCIATED PIPING AS REQUIRED TO REMOVE / DEMOLISH EXISTING BASE CABINET COMPLETELY & PREPARE WALL / SLAB TO RECEIVE NEW BASE CABINETS W/ NEW SINK. PROVIDE ALL MATERIALS FOR COMPLETE INSTALLATION.
- 6 PREPAIR WALLS & SHELVES TO RECEIVE NEW PAINT AT ENTIRE ROOM - PAINT COLOR TO BE SHERWIN-WILLIAMS - SW7008 - ALABASTER
- 7 REMOVE EXISTING CARPET TILES & WALL BASE AT ENTIRE ROOM INSTALL NEW CARPET AND BASE PROVIDED BY OWNER
- 8 PAINT EXISTING HOLLOW METAL FRAMES

**GENERAL DEMOLITION NOTES:**

- 1. ALL SALVAGEABLE ITEMS TO REMAIN THE OWNER'S PROPERTY & IS TO BE DISPOSED OF / STORED AS PER OWNER'S INSTRUCTIONS.
- 2. CARE IS TO BE TAKEN TO PROTECT ALL EXISTING ITEMS TO REMAIN. THE CONTRACTOR IS RESPONSIBLE FOR REPLACING / REPAIRING ALL EXISTING TO REMAIN ITEMS THAT ARE DAMAGED DURING CONSTRUCTION.
- 3. THE SUBCONTRACTORS ARE RESPONSIBLE FOR VISITING THE SITE PRIOR TO SUBMITTING A BID & OBTAINING ALL PERTINENT INFORMATION REQ'D. TO PREPARE AN ACCURATE BID. VERIFY ALL DEMOLITION & NEW WORK REQUIRED. ANY REQUIRED ADDITIONAL WORK NOT INDICATED ON THE CONTRACT DOCUMENTS MUST BE BROUGHT TO THE IMMEDIATE ATTENTION OF THE GENERAL CONTRACTOR PRIOR TO BIDDING.
- 4. VERIFY CLEARANCES FOR THERMOSTATS, SWITCHES, CALL BUTTONS, ETC. COORDINATE W/ ARCHITECT

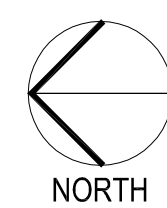
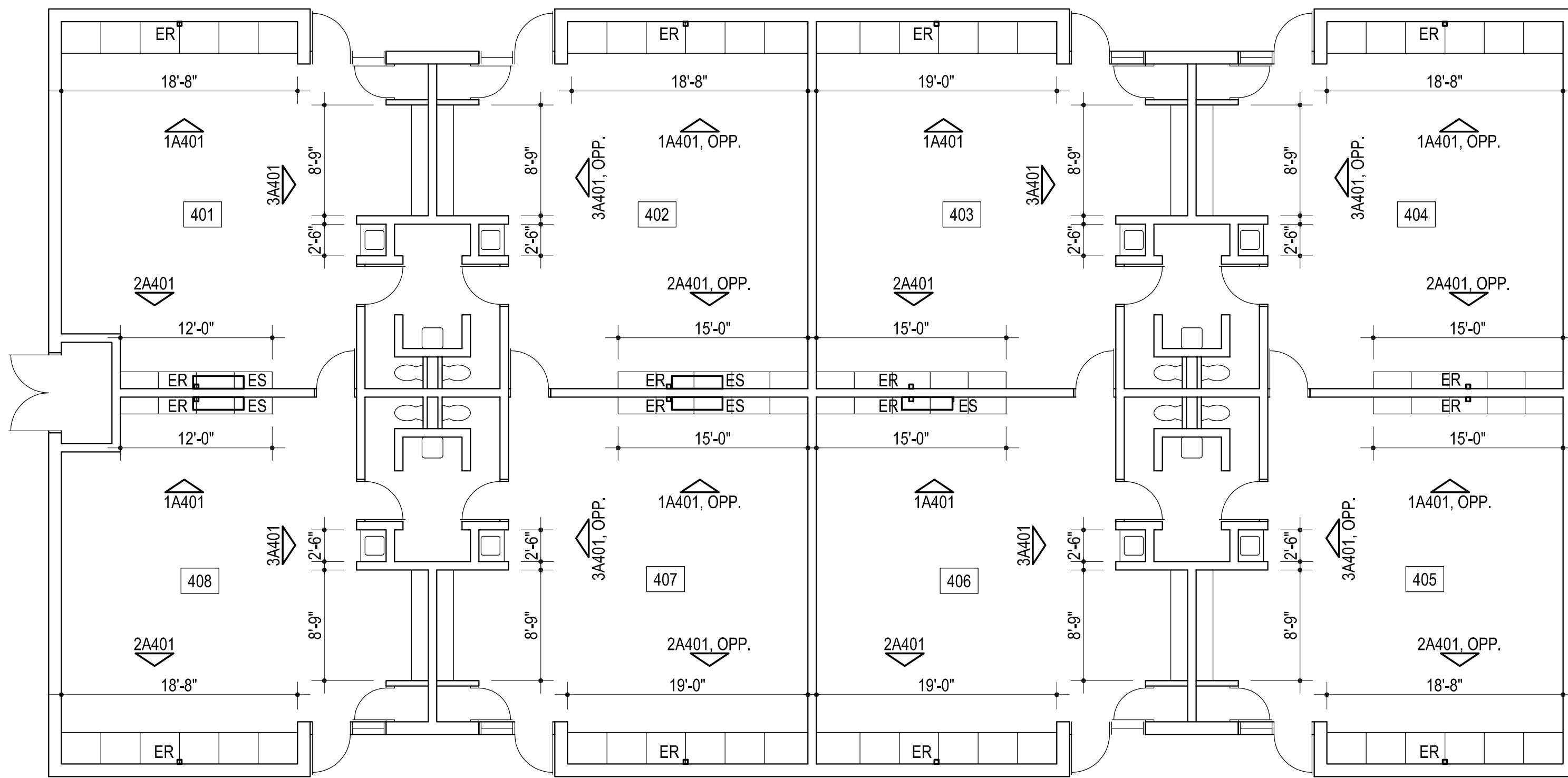


1

**BUILDING 400 DEMOLITION FLOOR PLAN**  
1/8" = 1'-0"

**LEGEND**

- ER EXISTING RECEPTACLE
- ES EXISTING SMARTBOARD



2

**BUILDING 400 FLOOR PLAN**  
1/8" = 1'-0"

**LEGEND**

- ER EXISTING RECEPTACLE
- ES EXISTING SMARTBOARD



*Michael L. Abla*  
1/12/24

CG  
drawn by  
MA  
checked by  
JANUARY 2024  
date  
revisions

MOORE PUBLIC SCHOOLS  
BOARD OF EDUCATION  
MOORE, OKLAHOMA



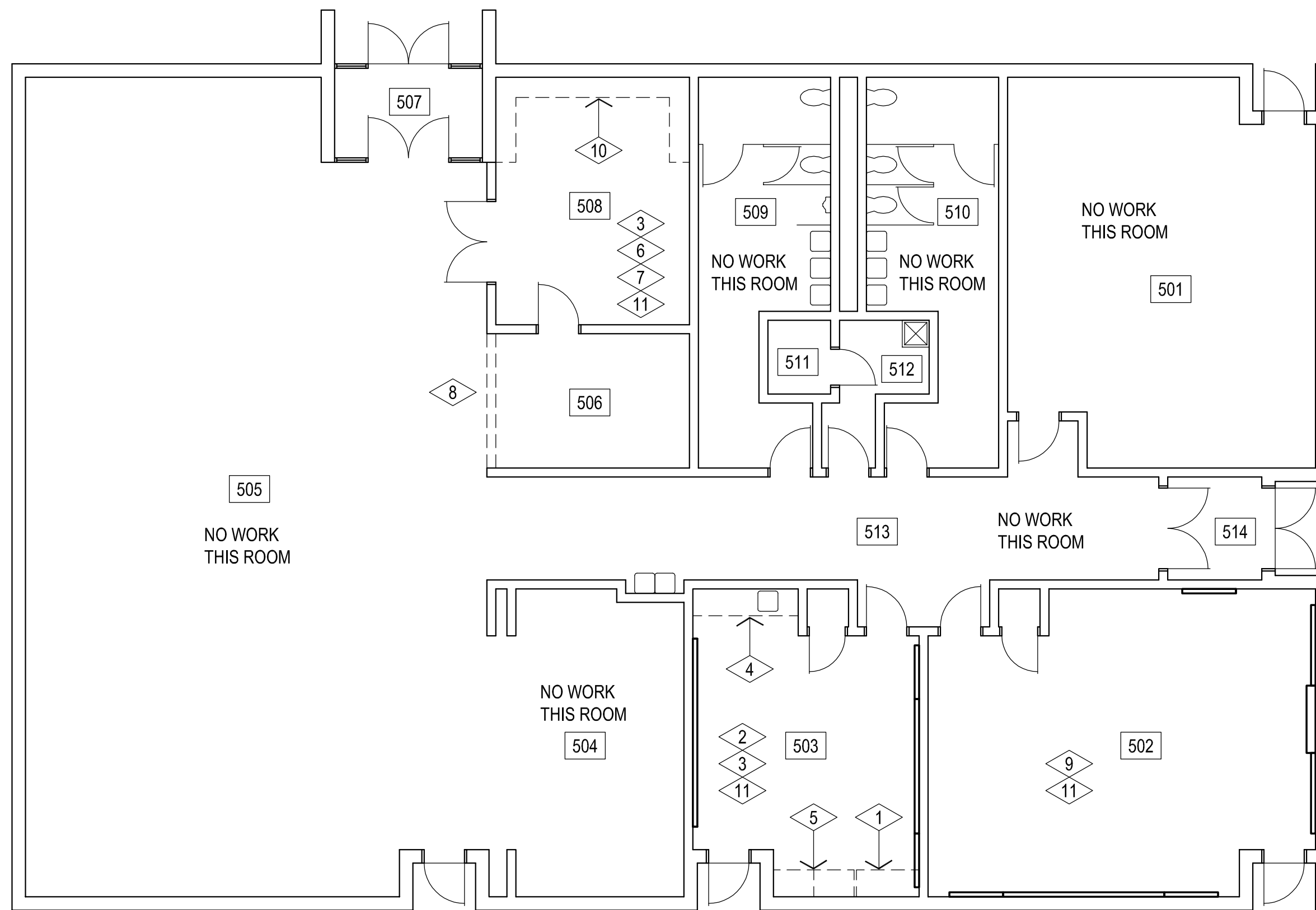
SANTA FE  
ELEMENTARY SCHOOL  
2024 MILLWORK  
REPLACEMENT

sheet no:

**A105**

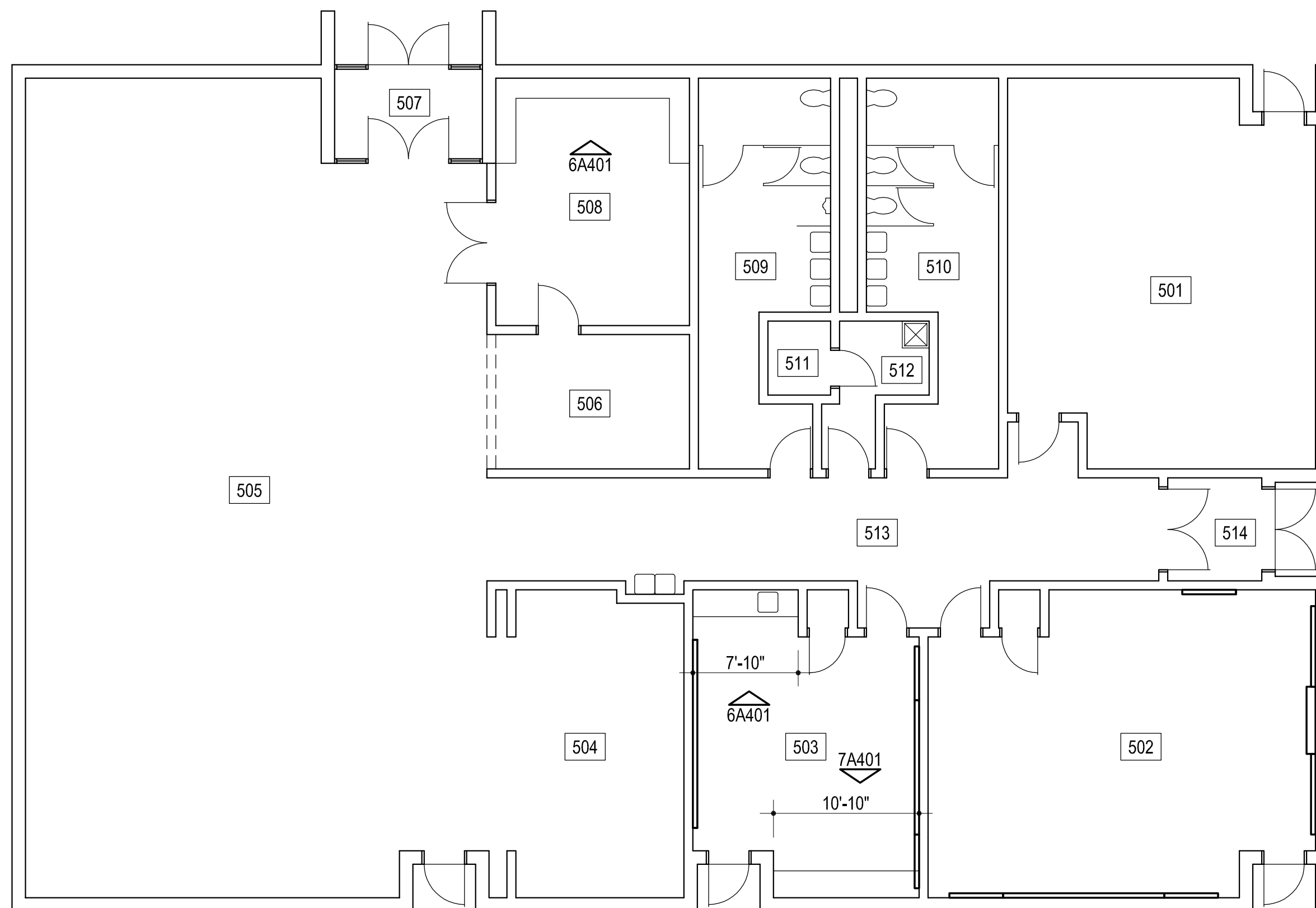
OWNERSHIP USE OF DOCUMENTS:  
AGP EXPRESSLY RESERVES ITS COPYRIGHT AND OTHER PROPERTY RIGHTS OF ALL PLANS AND DRAWINGS DESIGNED AND/OR PRODUCED. PLANS AND DRAWINGS ARE NOT TO BE REPRODUCED IN ANY FORM OR MANNER WITHOUT THE EXPRESSED WRITTEN CONSENT OF AGP.





1

**BUILDING 500 DEMOLITION FLOOR PLAN**  
1/8" = 1'-0"



2

**BUILDING 500 FLOOR PLAN**  
1/8" = 1'-0"

**GENERAL NOTE :**

- 1 REMOVE / DEMOLISH EXISTING BASE CABINETS COMPLETELY & PREPARE WALL / SLAB TO RECEIVE NEW BASE CABINETS
- 2 TEMPORARILY REMOVE EXISTING TACKBOARDS & STORE. REINSTALL @ SAME LOCATIONS AFTER INSTALLATION OF NEW BASE CABINETS & WARDROBE CABINETS / SHELVING UNITS. COORDINATE MOUNTING HEIGHTS PRIOR TO REINSTALL.
- 3 PREPAIR WALLS TO RECEIVE NEW PAINT AT ENTIRE ROOM - PAINT COLOR TO BE SHERWIN-WILLIAMS - SW7008 - ALABASTER
- 4 REMOVE EXISTING SINK / FAUCET AND ASSOCIATED PIPING AS REQUIRED TO REMOVE / DEMOLISH EXISTING BASE CABINET COMPLETELY & PREPARE WALL / SLAB TO RECEIVE NEW BASE CABINETS W/ NEW SINK. PROVIDE ALL MATERIALS FOR COMPLETE INSTALLATION.
- 5 REMOVE / DEMOLISH EXISTING STORAGE CABINETS COMPLETELY & PREPARE WALL / SLAB TO RECEIVE NEW BASE CABINETS
- 6 REMOVE EXISTING CARPET TILES & WALL BASE AT ENTIRE ROOM INSTALL NEW CARPET AND BASE PROVIDED BY OWNER
- 7 REMOVE EXISTING SHELVES & STORE FOR REINSTALLATION.
- 8 PREPARE EXISTING WOOD TRIM AT CASED OPENING TO RECEIVE NEW PAINT. - PAINT COLOR TO BE SHERWIN-WILLIAMS - SW7008 - ALABASTER
- 9 TEMPORARILY REMOVE EXISTING TACKBOARDS, MARKERBOARDS & SMARTBOARDS & STORE. REINSTALL @ SAME LOCATIONS. PREPAIR WALLS TO RECEIVE NEW PAINT AT ENTIRE ROOM - PAINT COLOR TO BE SHERWIN-WILLIAMS - SW7008 - ALABASTER
- 10 REMOVE EXISTING WALL SHELVES. PREPARE WALLS TO RECEIVE NEW PAINT AT ENTIRE ROOM - PAINT COLOR TO BE SHERWIN-WILLIAMS - SW7008 - ALABASTER
- 11 PAINT EXISTING HOLLOW METAL DOORS AND FRAMES

**GENERAL DEMOLITION NOTES:**

- 1. ALL SALVAGEABLE ITEMS TO REMAIN THE OWNER'S PROPERTY & IS TO BE DISPOSED OF / STORED AS PER OWNER'S INSTRUCTIONS.
- 2. CARE IS TO BE TAKEN TO PROTECT ALL EXISTING ITEMS TO REMAIN. THE CONTRACTOR IS RESPONSIBLE FOR REPLACING / REPAIRING ALL EXISTING TO REMAIN ITEMS THAT ARE DAMAGED DURING CONSTRUCTION.
- 3. THE SUBCONTRACTORS ARE RESPONSIBLE FOR VISITING THE SITE PRIOR TO SUBMITTING A BID & OBTAINING ALL PERTINENT INFORMATION REQD. TO PREPARE AN ACCURATE BID. VERIFY ALL DEMOLITION & NEW WORK REQUIRED. ANY REQUIRED ADDITIONAL WORK NOT INDICATED ON THE CONTRACT DOCUMENTS MUST BE BROUGHT TO THE IMMEDIATE ATTENTION OF THE GENERAL CONTRACTOR PRIOR TO BIDDING.
- 4. VERIFY CLEARANCES FOR THERMOSTATS, SWITCHES, CALL BUTTONS, ETC. COORDINATE W/ ARCHITECT



*Michael L. Abla*  
1/12/24

CG  
drawn by  
MA  
checked by  
JANUARY 2024  
date  
revisions

MOORE PUBLIC SCHOOLS  
BOARD OF EDUCATION  
MOORE, OKLAHOMA



SANTA FE  
ELEMENTARY SCHOOL  
2024 MILLWORK  
REPLACEMENT

sheet no:

**A106**

OWNERSHIP USE OF DOCUMENTS:  
AGP EXPRESSLY RESERVES ITS  
COPYRIGHT AND OTHER PROPERTY  
RIGHTS OF ALL PLANS AND DRAWINGS  
DESIGNED AND/OR PRODUCED. PLANS  
AND DRAWINGS ARE NOT TO BE  
REPRODUCED IN ANY FORM OR MANNER  
WITHOUT THE EXPRESSED WRITTEN  
CONSENT OF AGP.



CG  
drawn by  
MA  
checked by  
JANUARY 2024  
date  
revisions

MOORE PUBLIC SCHOOLS  
BOARD OF EDUCATION  
MOORE, OKLAHOMA

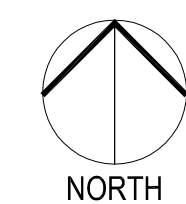
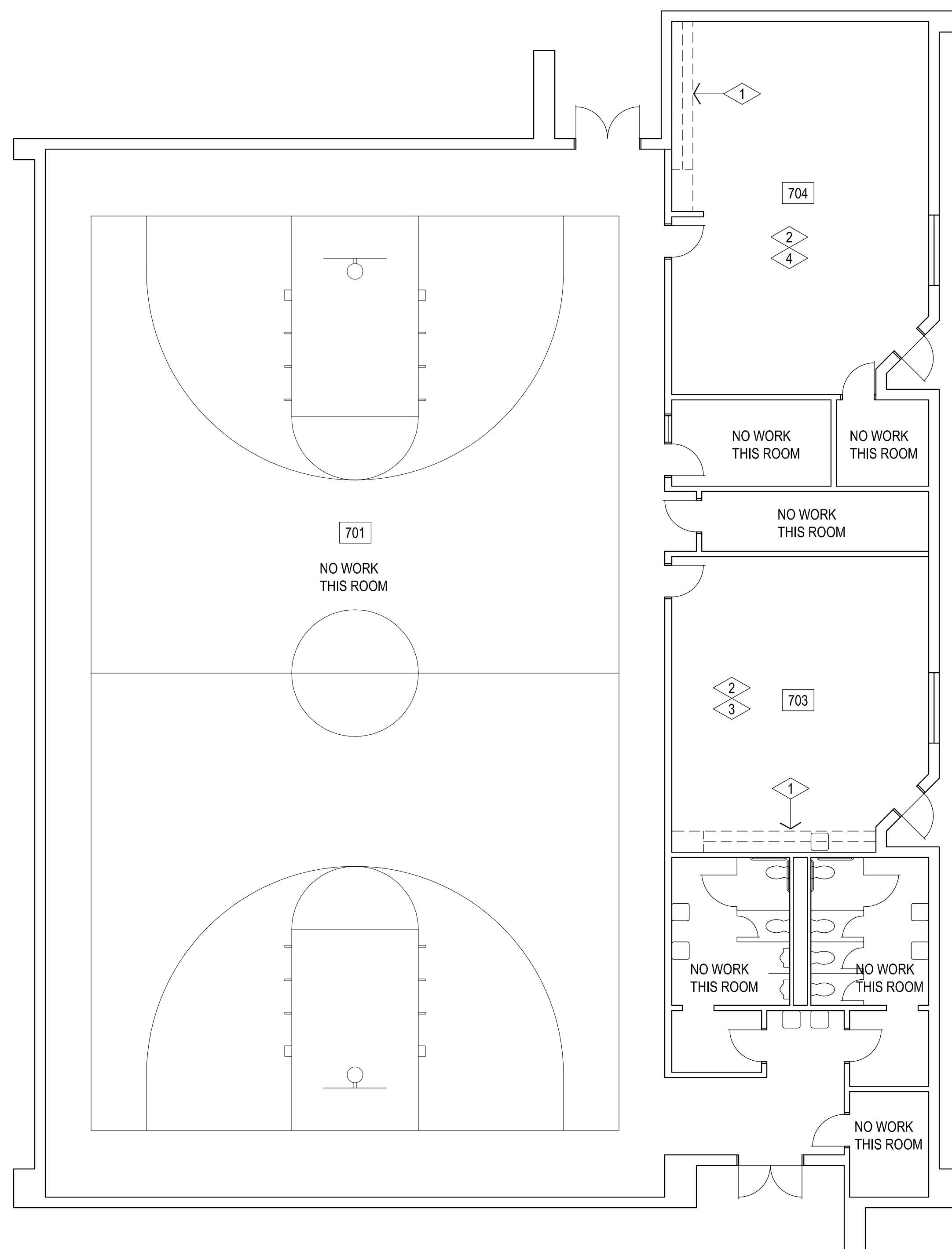


SANTA FE  
ELEMENTARY SCHOOL  
2024 MILLWORK  
REPLACEMENT

sheet no:

## A107

OWNERSHIP USE OF DOCUMENTS:  
AGP EXPRESSLY RESERVES ITS  
COPYRIGHT AND OTHER PROPERTY  
RIGHTS OF ALL PLANS AND DRAWINGS  
DESIGNED AND/OR PRODUCED. PLANS  
AND DRAWINGS ARE NOT TO BE  
REPRODUCED IN ANY FORM OR MANNER  
WITHOUT THE EXPRESSED WRITTEN  
CONSENT OF AGP.



1

### BUILDING 700 DEMOLITION FLOOR PLAN

1/8" = 1'-0"

GENERAL NOTE:

- 1 REMOVE / DEMOLISH EXISTING BASE & WALL CABINETS COMPLETELY & PREPARE WALL / SLAB TO RECEIVE NEW WALL & BASE CABINETS
- 2 TEMPORARILY REMOVE EXISTING TACKBOARDS, MARKERBOARDS & SMARTBOARDS & STORE. REINSTALL @ SAME LOCATIONS. PREPAIR WALLS TO RECEIVE NEW PAINT AT ENTIRE ROOM - PAINT COLOR TO BE SHERWIN-WILLIAMS - SW7008 - ALABASTER
- 3 REMOVE EXISTING SINK / FAUCET AND ASSOCIATED PIPING AS REQUIRED TO REMOVE / DEMOLISH EXISTING BASE CABINET COMPLETELY & PREPARE WALL / SLAB TO RECEIVE NEW BASE CABINETS W/ NEW SINK. PROVIDE ALL MATERIALS FOR COMPLETE INSTALLATION.
- 4 REMOVE EXISTING CARPET TILES & WALL BASE AT ENTIRE ROOM INSTALL NEW CARPET AND BASE PROVIDED BY OWNER

GENERAL DEMOLITION NOTES:

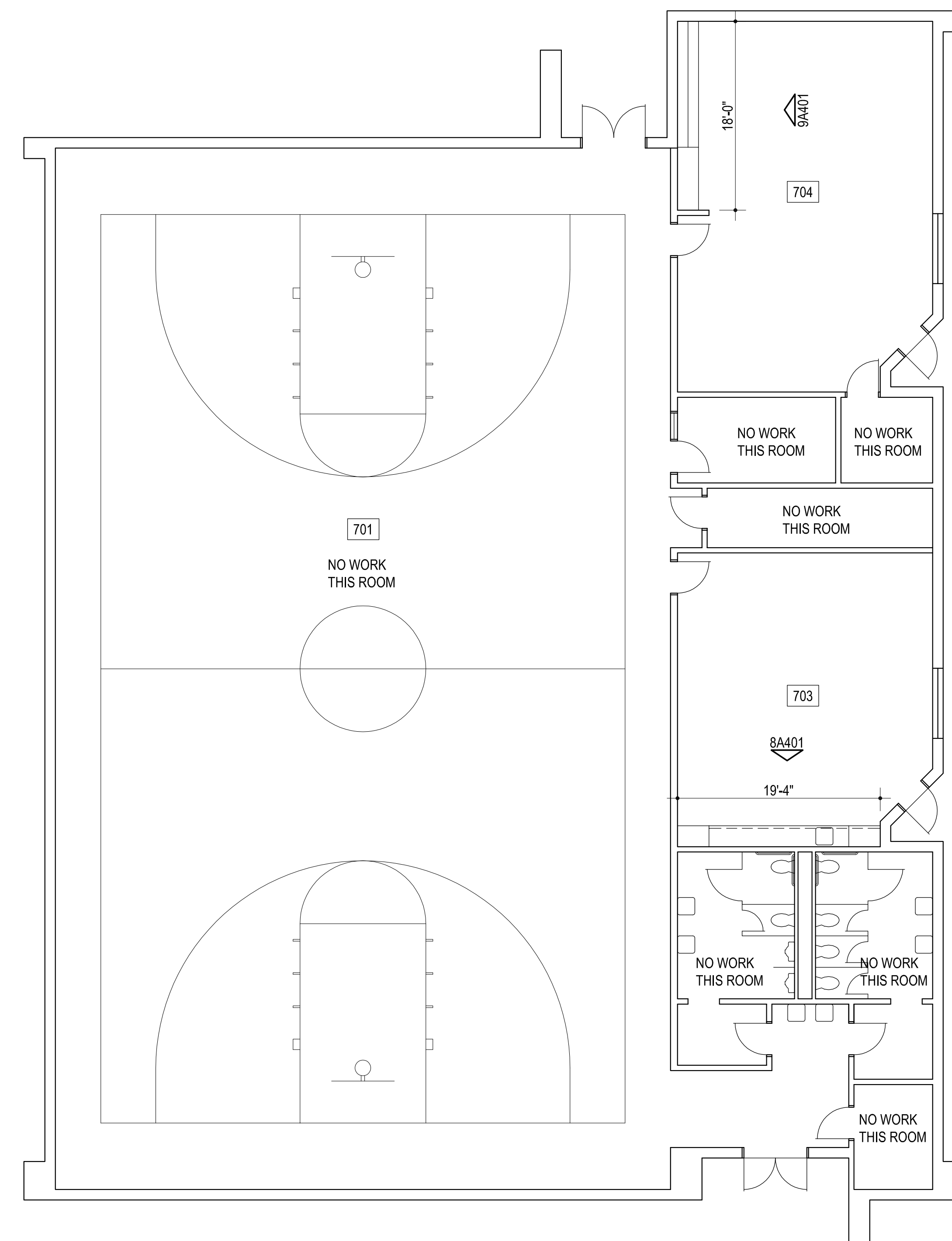
1. ALL SALVAGEABLE ITEMS TO REMAIN THE OWNER'S PROPERTY & IS TO BE DISPOSED OF / STORED AS PER OWNER'S INSTRUCTIONS.
2. CARE IS TO BE TAKEN TO PROTECT ALL EXISTING ITEMS TO REMAIN. THE CONTRACTOR IS RESPONSIBLE FOR REPLACING / REPAIRING ALL EXISTING TO REMAIN ITEMS THAT ARE DAMAGED DURING CONSTRUCTION.
3. THE SUBCONTRACTORS ARE RESPONSIBLE FOR VISITING THE SITE PRIOR TO SUBMITTING A BID & OBTAINING ALL PERTINENT INFORMATION REQ'D. TO PREPARE AN ACCURATE BID. VERIFY ALL DEMOLITION & NEW WORK REQUIRED. ANY REQUIRED ADDITIONAL WORK NOT INDICATED ON THE CONTRACT DOCUMENTS MUST BE BROUGHT TO THE IMMEDIATE ATTENTION OF THE GENERAL CONTRACTOR PRIOR TO BIDDING.
4. VERIFY CLEARANCES FOR THERMOSTATS, SWITCHES, CALL BUTTONS, ETC. COORDINATE W/ ARCHITECT

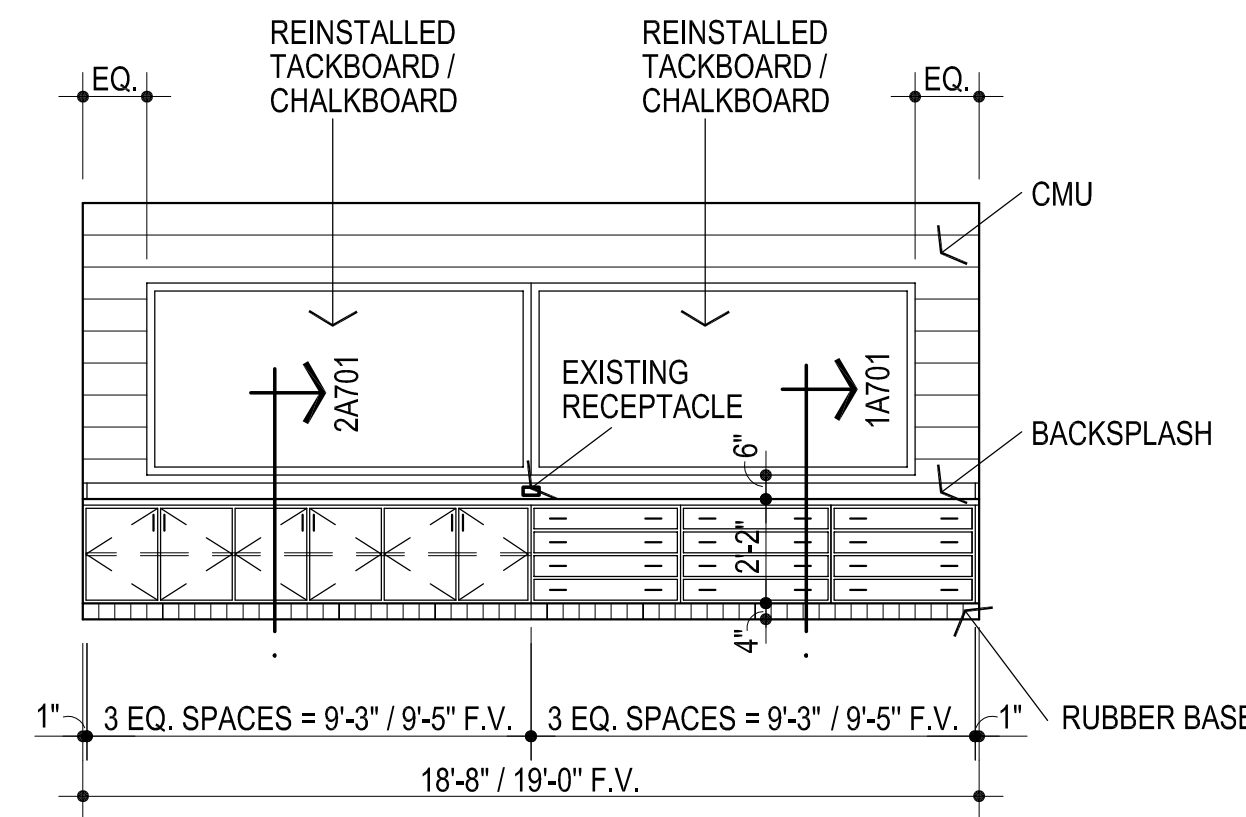


2

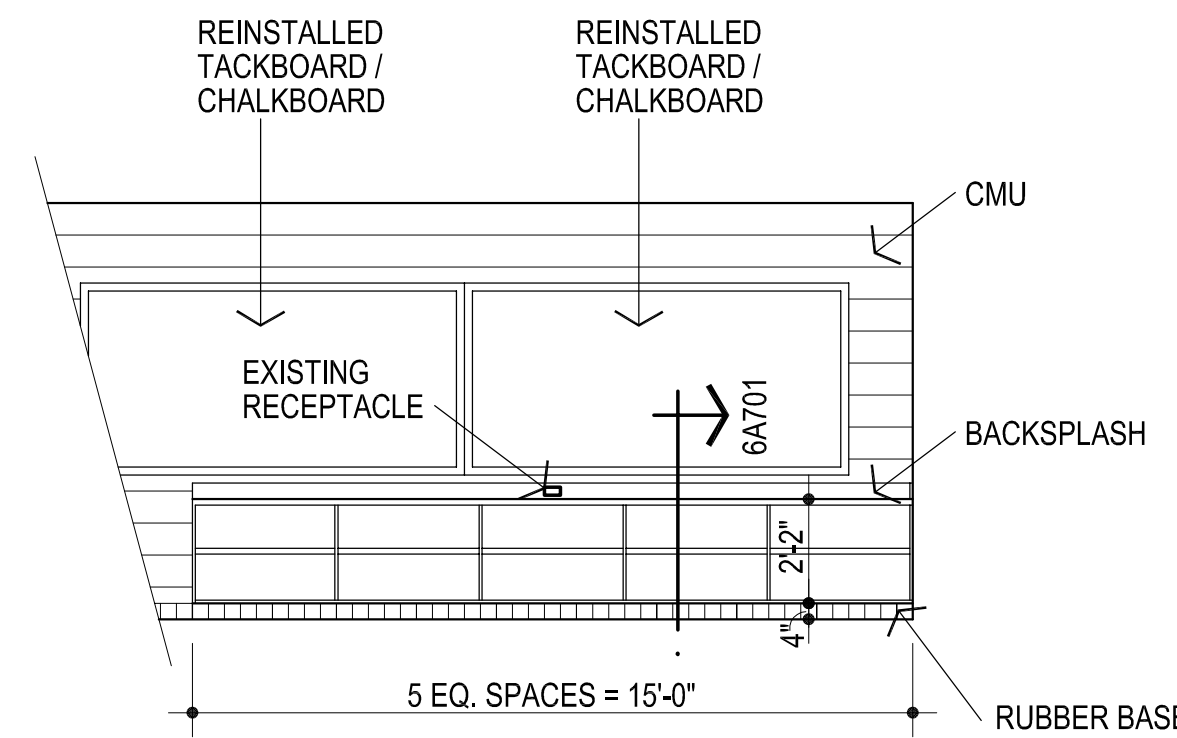
### BUILDING 700 FLOOR PLAN

1/8" = 1'-0"

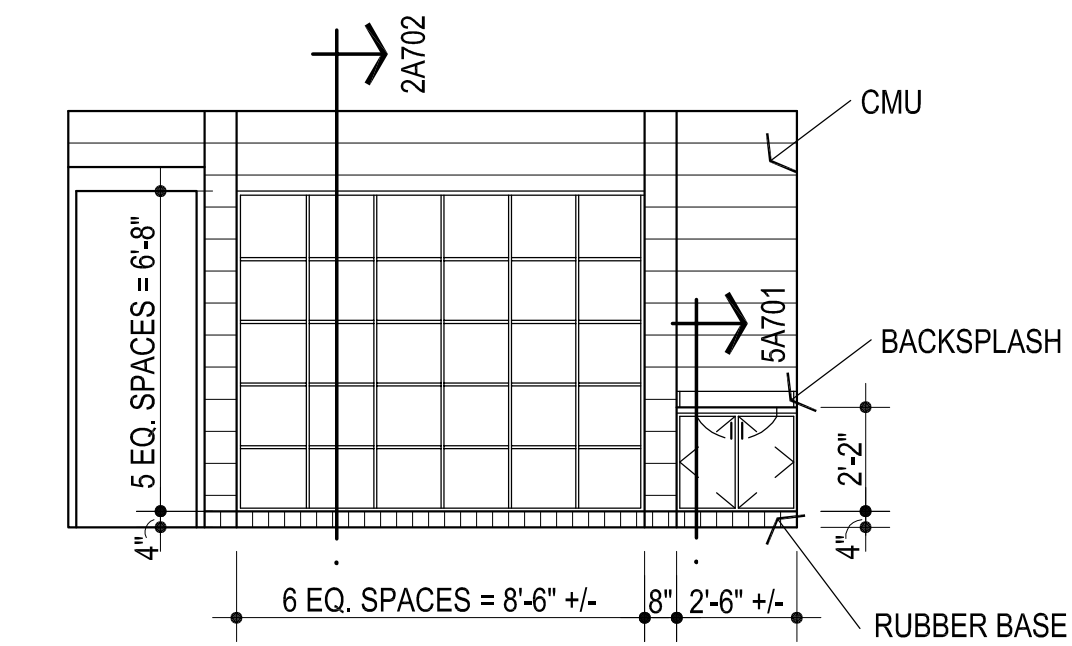




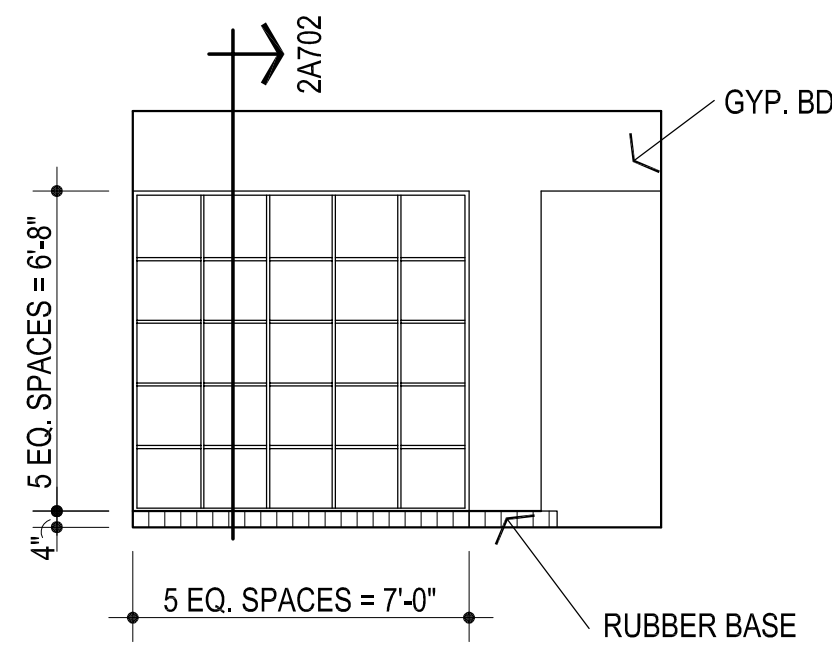
**1** ELEVATION @ TYP. CLASSROOM  
1/4" = 1'-0"



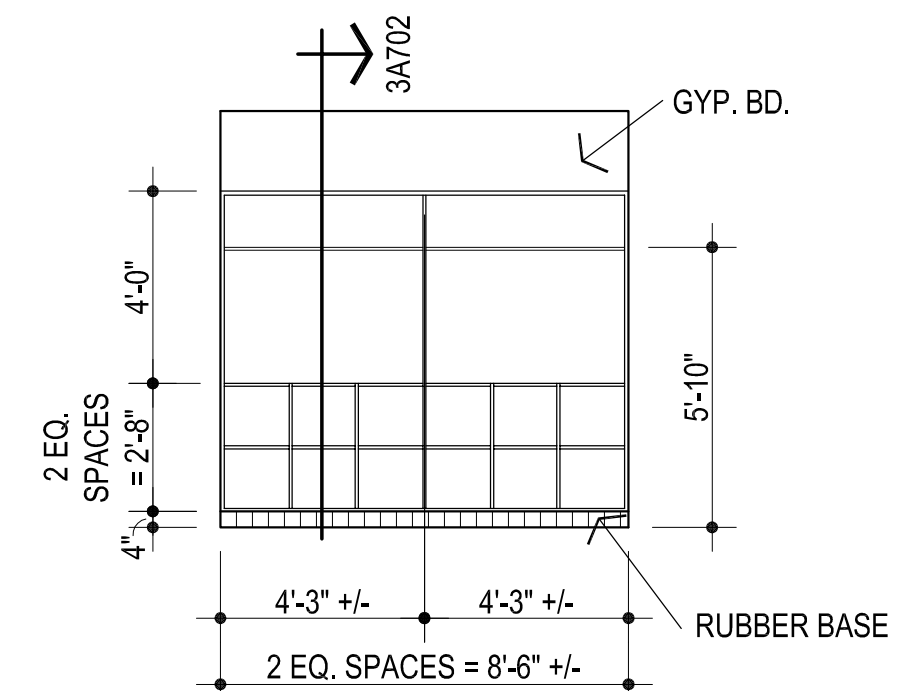
**2** ELEVATION @ TYP. CLASSROOM  
1/4" = 1'-0"



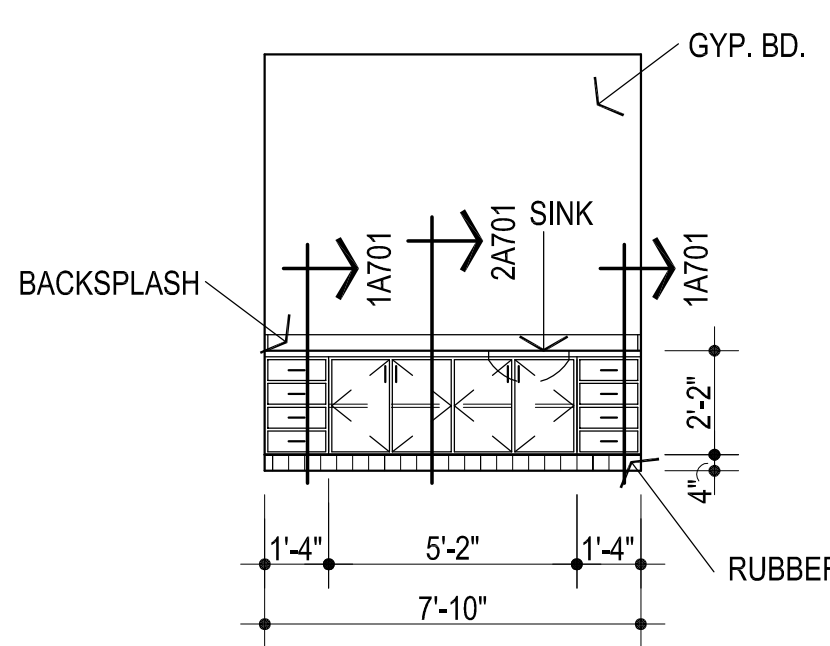
**3** ELEVATION @ TYP. CLASSROOM  
1/4" = 1'-0"



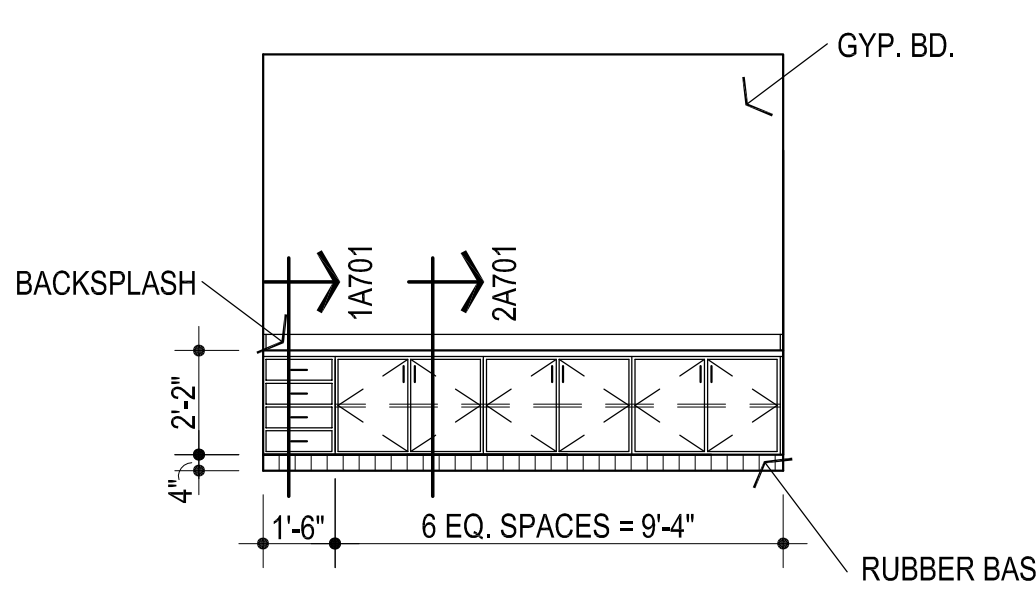
**4** E. WALL ROOM #113  
1/4" = 1'-0"



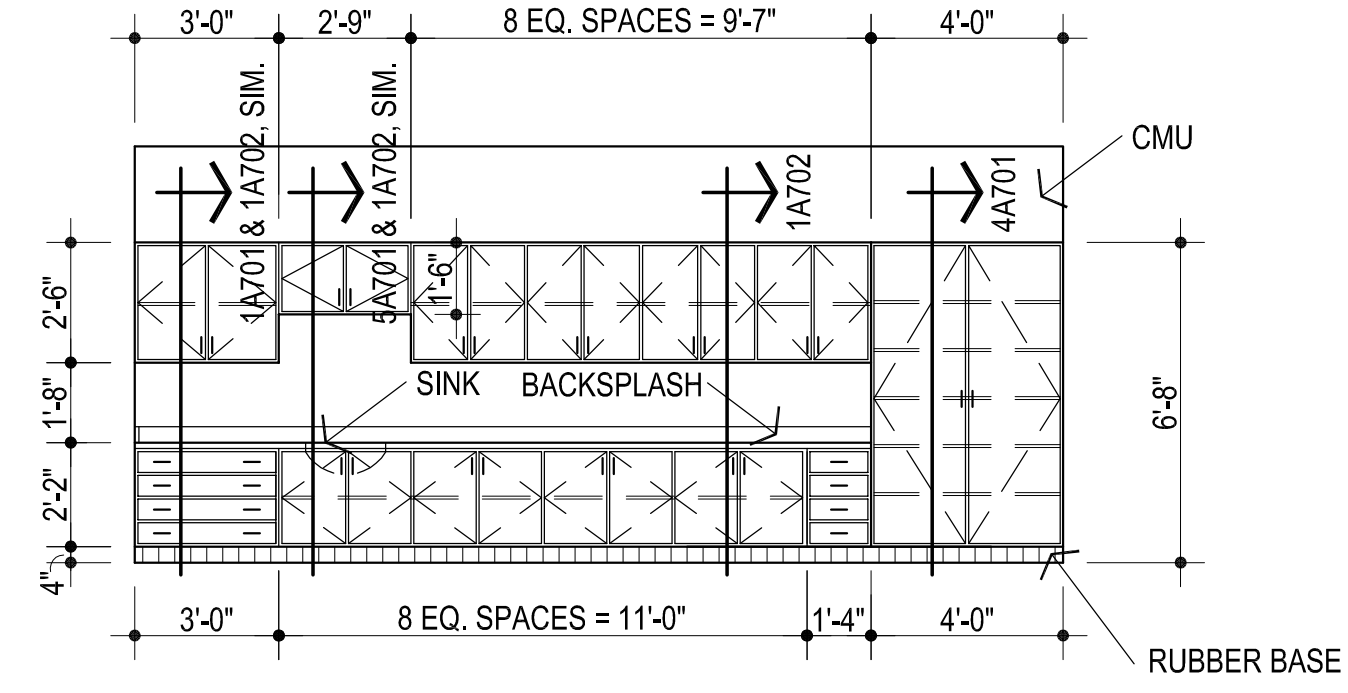
**5** S. WALL ROOM #113  
1/4" = 1'-0"



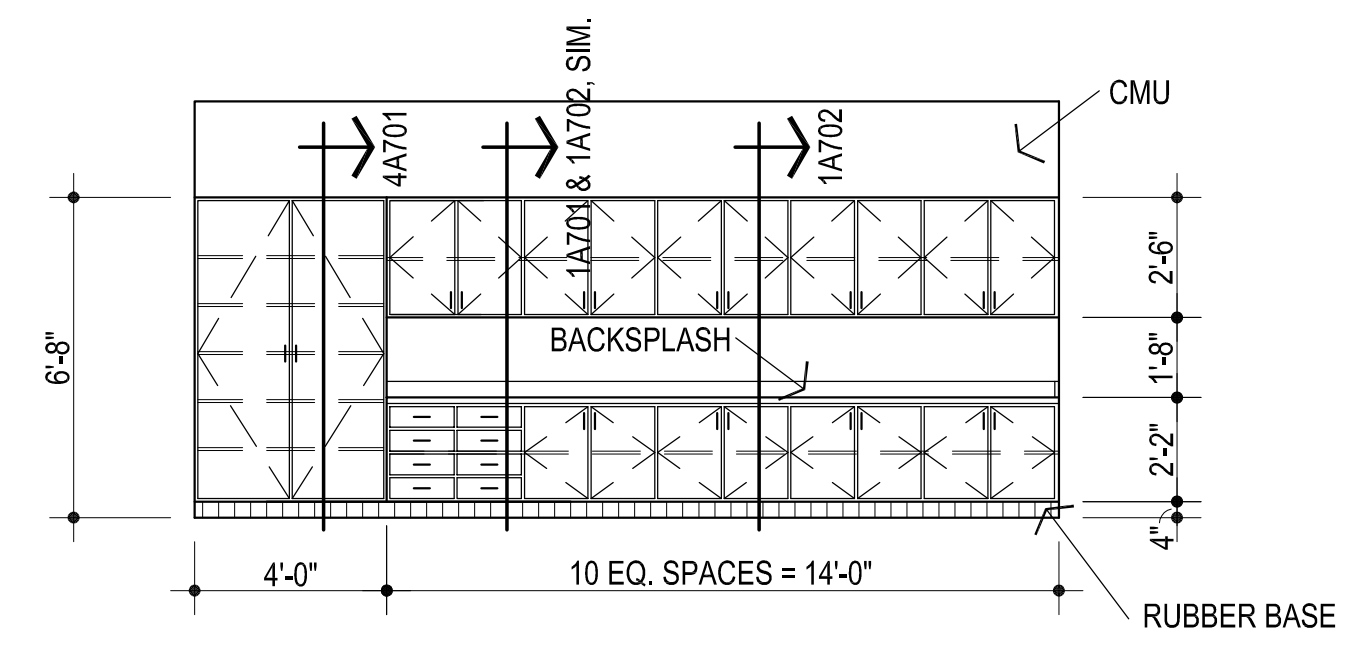
**6** N. WALL BUILDING 500 ROOM #503  
1/4" = 1'-0"



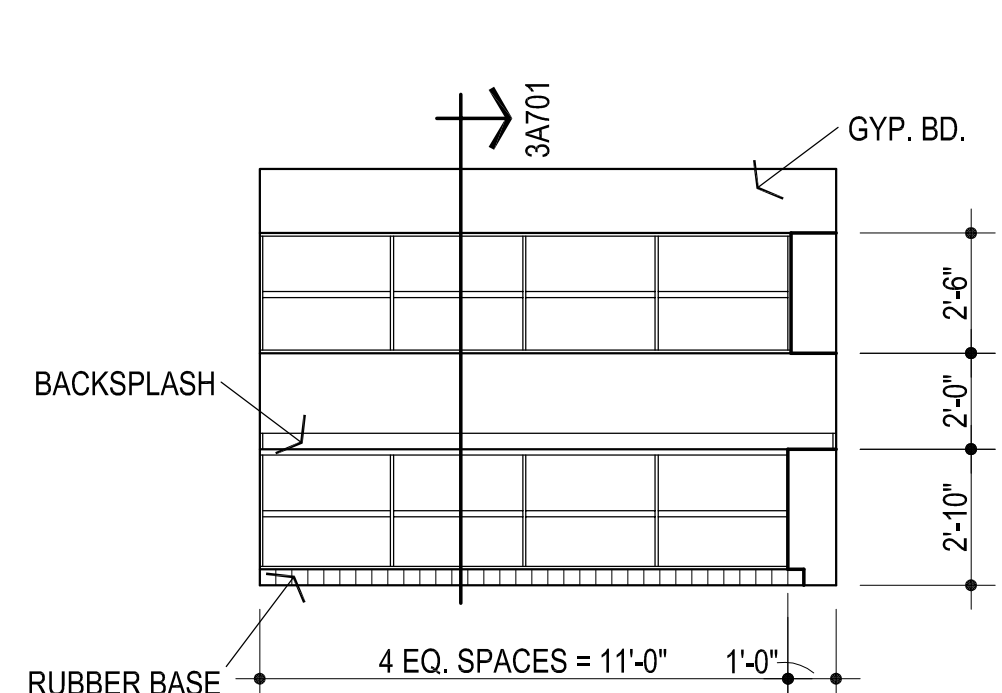
**7** S. WALL BUILDING 500 ROOM #503  
1/4" = 1'-0"



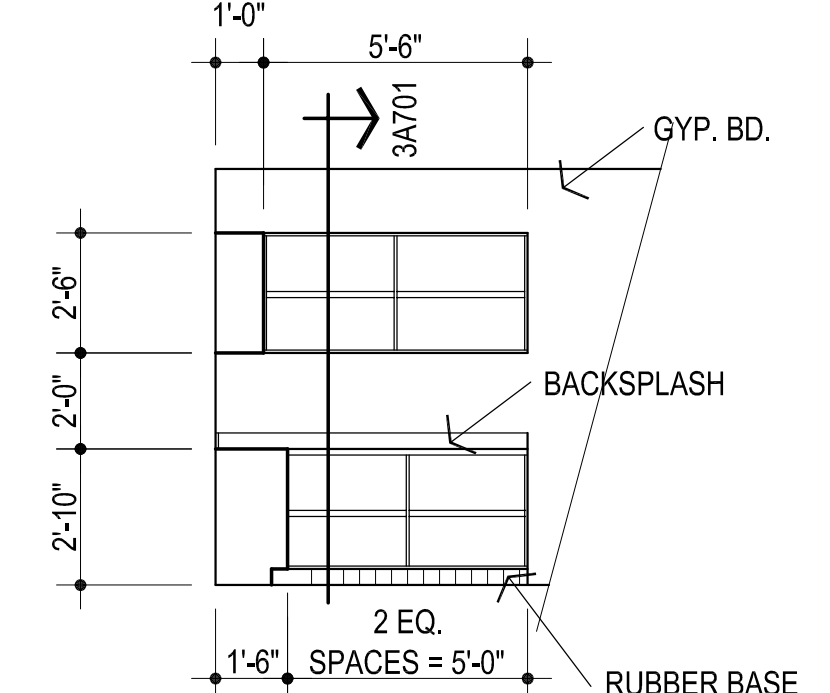
**8** S. WALL BUILDING 700 ROOM #703  
1/4" = 1'-0"



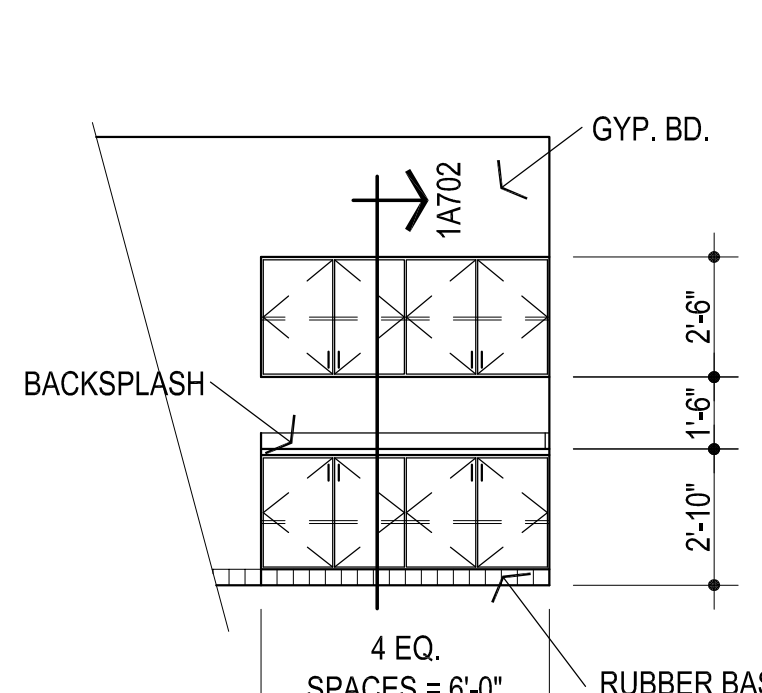
**9** W. WALL BUILDING 700 ROOM #704  
1/4" = 1'-0"



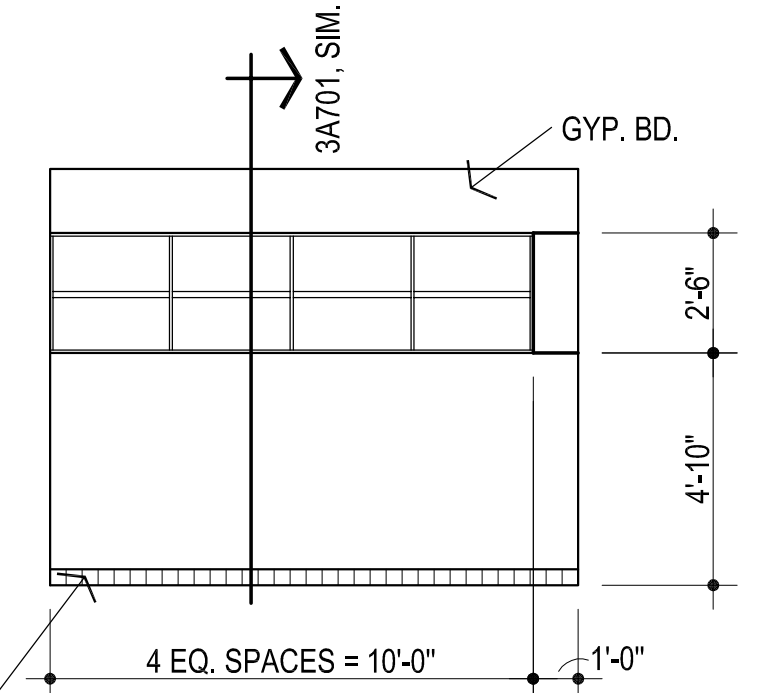
**11** S. WALL BUILDING 100 ROOM #109  
1/4" = 1'-0"



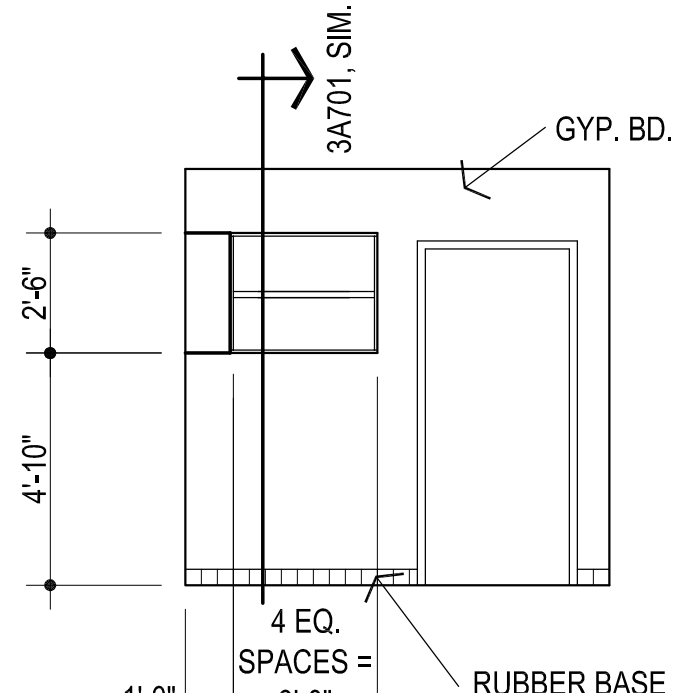
**12** W. WALL BUILDING 100 ROOM #109  
1/4" = 1'-0"



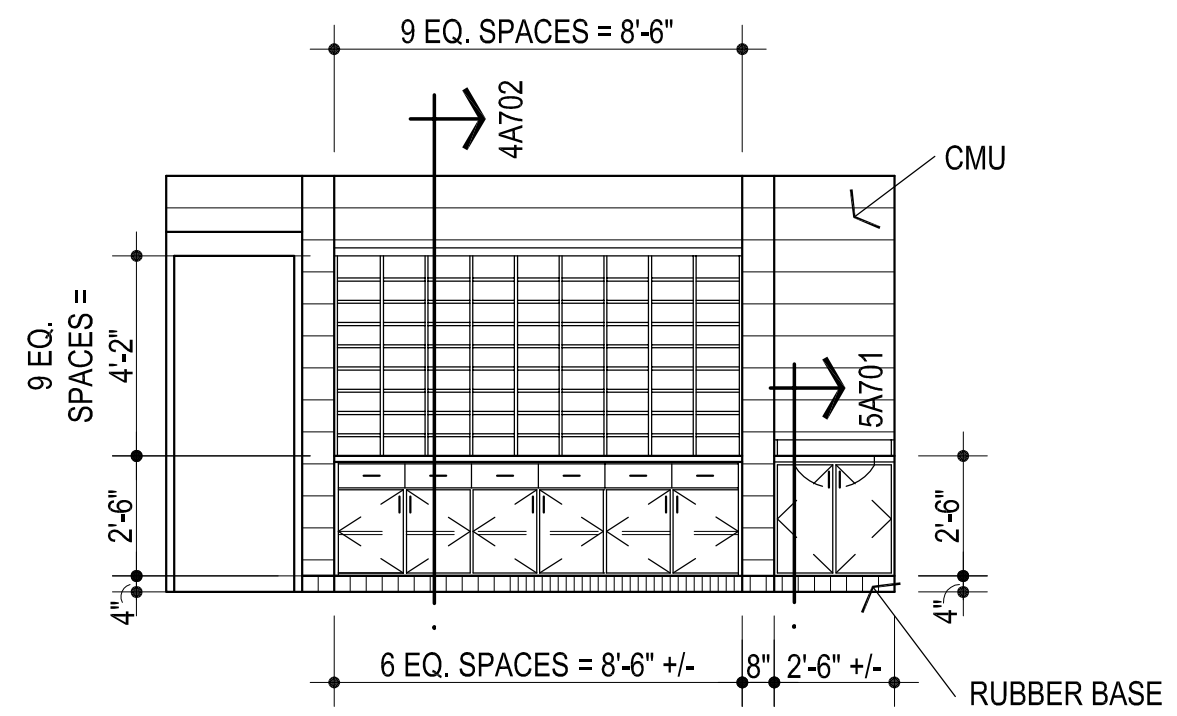
**13** E. WALL BUILDING 100 ROOM #110  
1/4" = 1'-0"



**14** W. & N. WALL BUILDING 100 ROOM #114  
1/4" = 1'-0"



**15** N. WALL BUILDING 100 ROOM #106  
1/4" = 1'-0"



**15** N. WALL BUILDING 100 ROOM #106  
1/4" = 1'-0"

- PAINT:**
- ① WALLS - FIELD: MATCH EXISTING
- PREFINISHED COLORS:**
- ② SOLID SURFACE (COUNTERTOPS) : CORIAN - DEEP BEDROCK
  - ③ CARPET TILES: COORDINATE W/ OWNERS INSTALLER
  - ④ RUBBER WALL BASE: COORDINATE W/ OWNERS INSTALLER
  - ⑤ VINYL "T" EDGING: - TO BE SELECTED FROM MFR'S STANDARD COLORS
  - ⑥ MELAMINE: WHITE
  - ⑦ PLASTIC LAMINATE (FACING AND EDGING) : WILSONART - MONTICELLO MAPLE
  - ⑧ LVT: COORDINATE W/ OWNERS INSTALLER

**10** COLOR SCHEDULE

SINK - 35 TOTAL:  
ELKAY MODEL DRKAD2822RC COUNTER MOUNTED  
PROVIDE ROUGH-IN AS REQUIRED TO RECONNECT TO EXISTING. SINK PACKAGE WITH GOOSENECK FAUCET AT BACK. LEVER HANDLE ON LEFT SIDE CENTERED ON BOWL @ 3 LOCATIONS. LEVER HANDLE WITH GOOSENECK FAUCET AT BACK @ 6 LOCATIONS. 6" SINK DEPTH. PROVIDE ELKAY LKAD35 OFFSET STRAINER, MCGUIRE 8912 P-TRAP, BV2165CC SUPPLY STOPS. INSTALL THERMOSTATIC MIXING VALVE AS REQUIRED COORDINATE WITH ARCHITECT & OWNER.



CG	
drawn by	
MA	
checked by	
JANUARY 2024	
date	
revisions	

MOORE PUBLIC SCHOOLS  
BOARD OF EDUCATION  
MOORE, OKLAHOMA

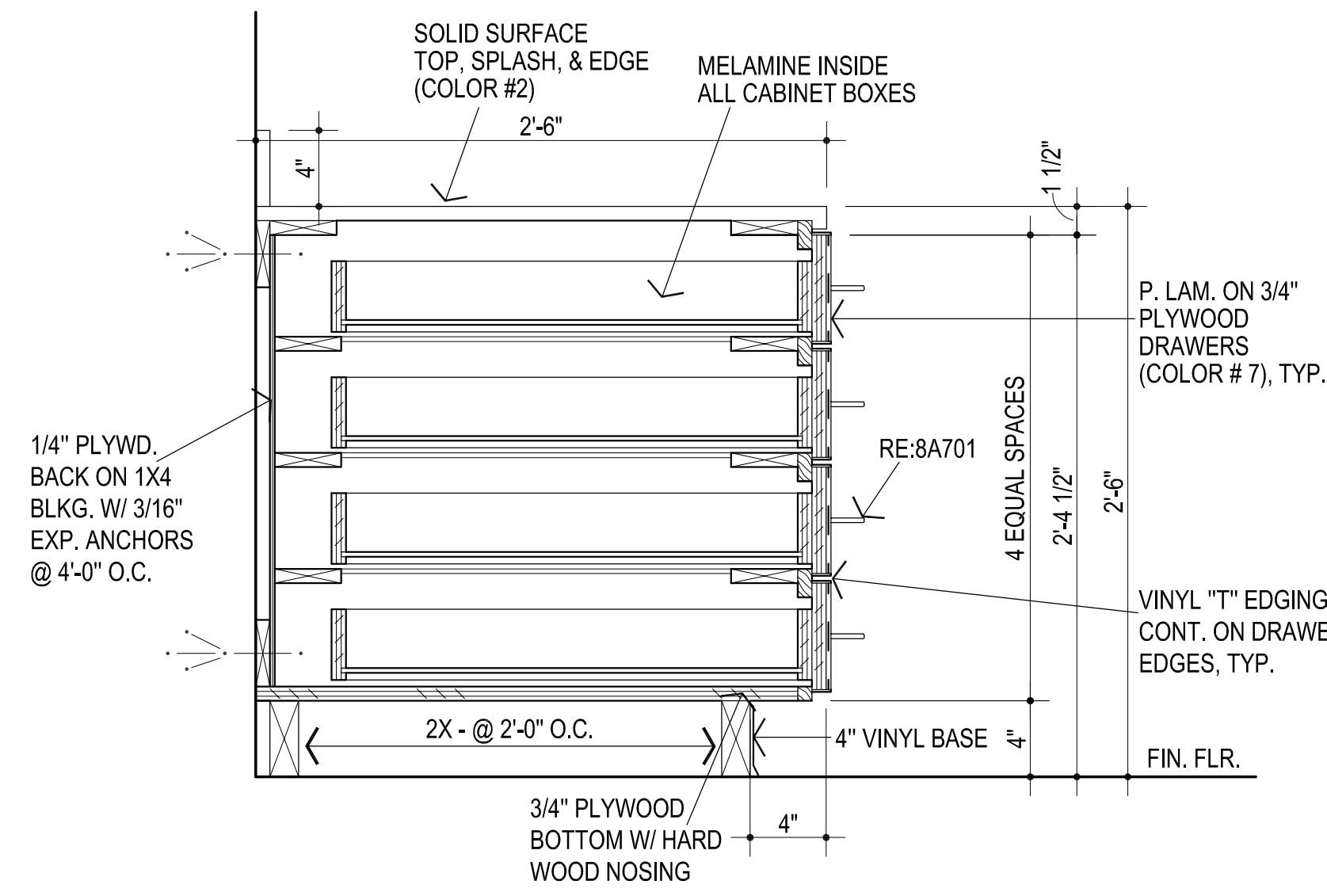


SANTA FE  
ELEMENTARY SCHOOL  
2024 MILLWORK  
REPLACEMENT

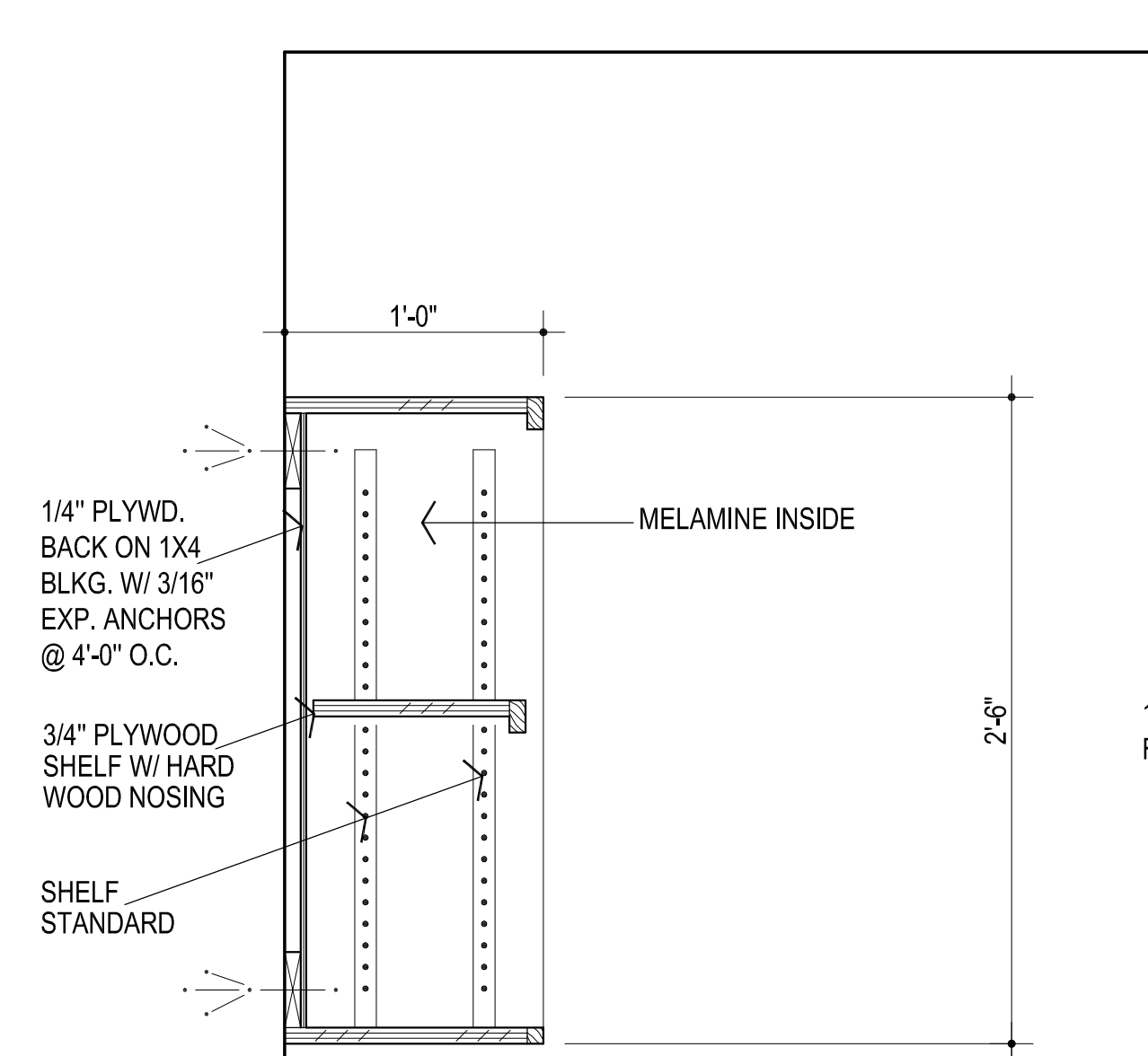
sheet no:

**A401**

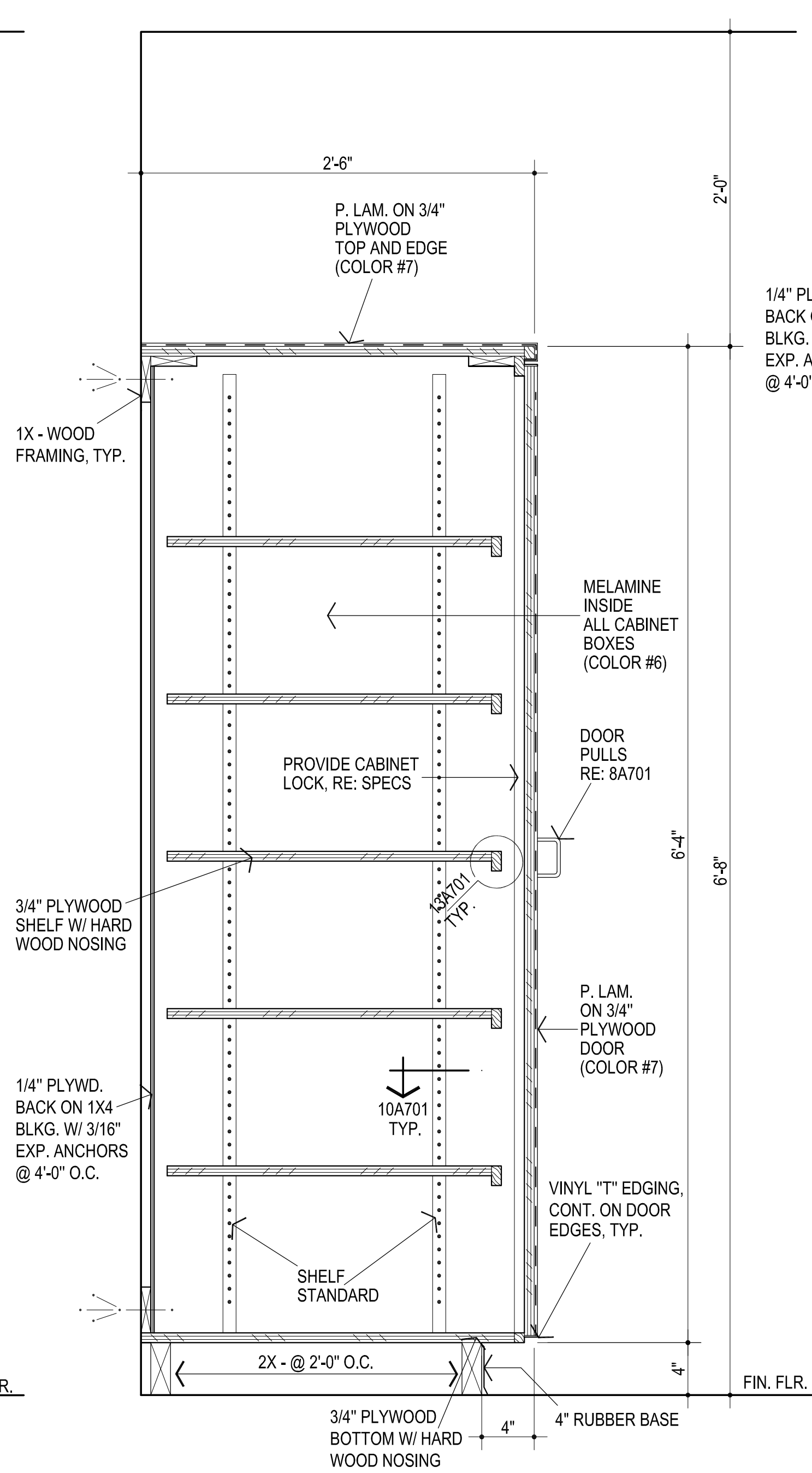
OWNERSHIP USE OF DOCUMENTS:  
AGP EXPRESSLY RESERVES ITS COPYRIGHT AND OTHER PROPERTY RIGHTS OF ALL PLANS AND DRAWINGS DESIGNED AND/OR PRODUCED. PLANS AND DRAWINGS ARE NOT TO BE REPRODUCED IN ANY FORM OR MANNER WITHOUT THE EXPRESSED WRITTEN CONSENT OF AGP.



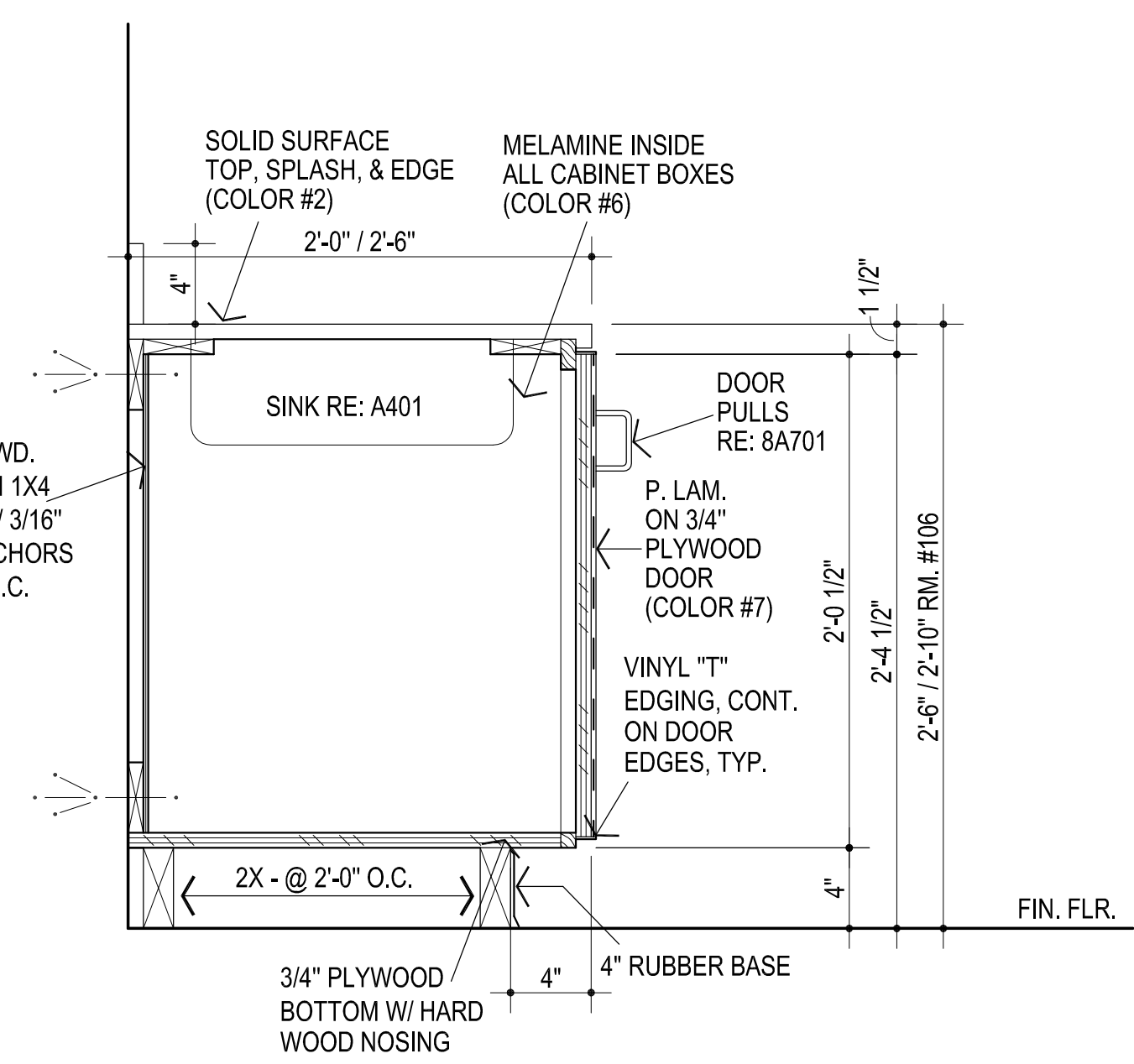
**1** BASE CABINET W/ DRAWERS  
1 1/2" = 1'-0"



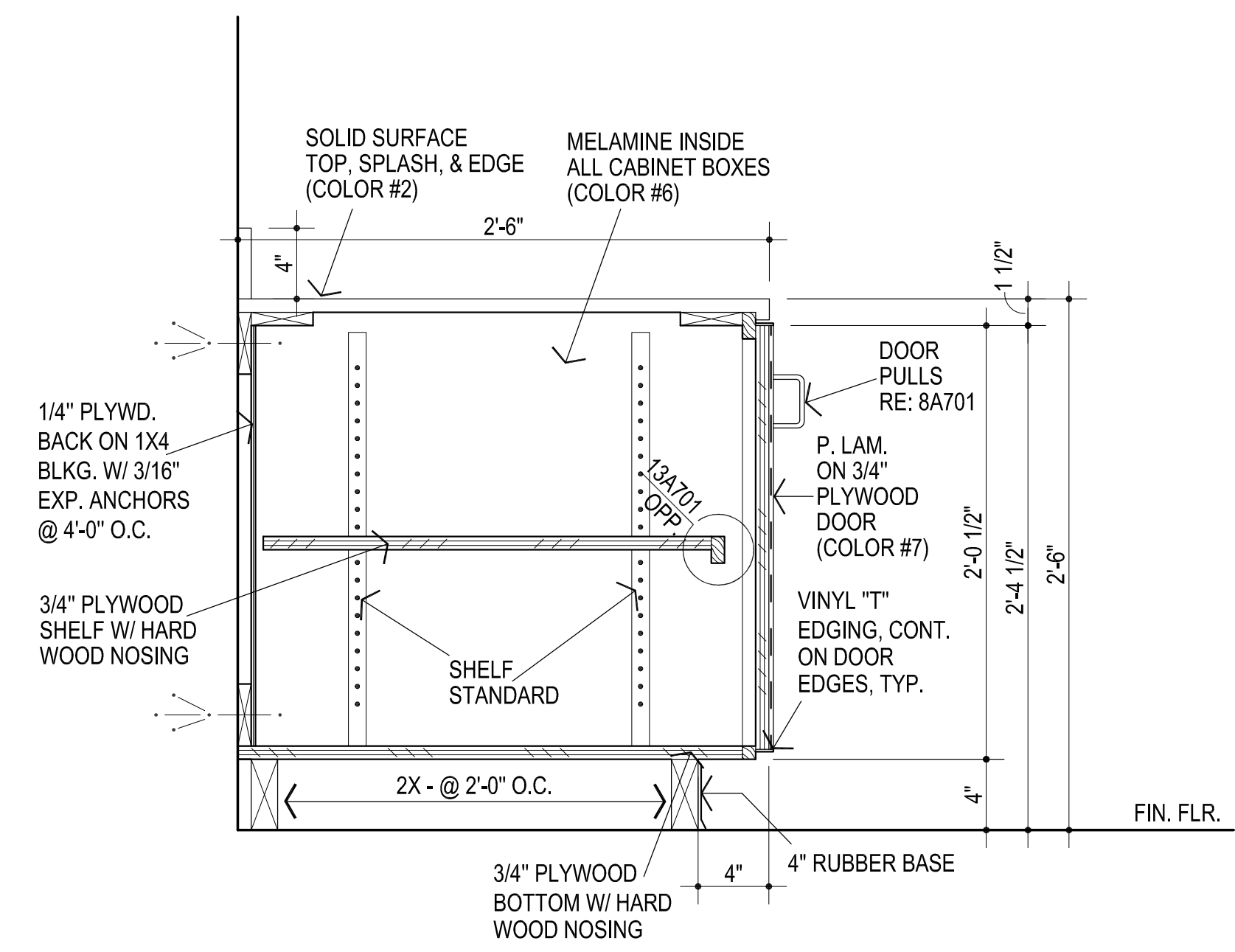
**3** OPEN SHELVING  
1 1/2" = 1'-0"



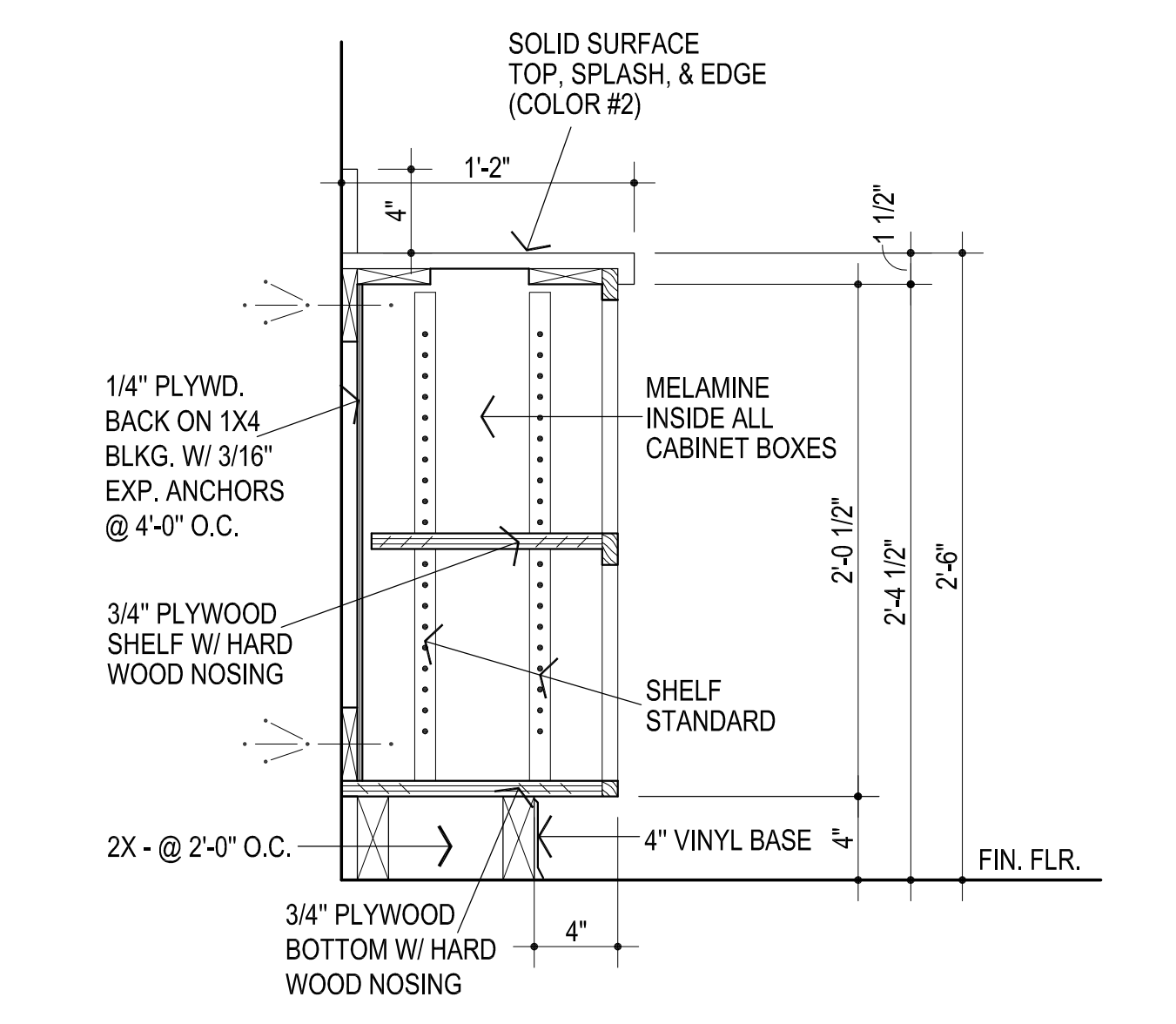
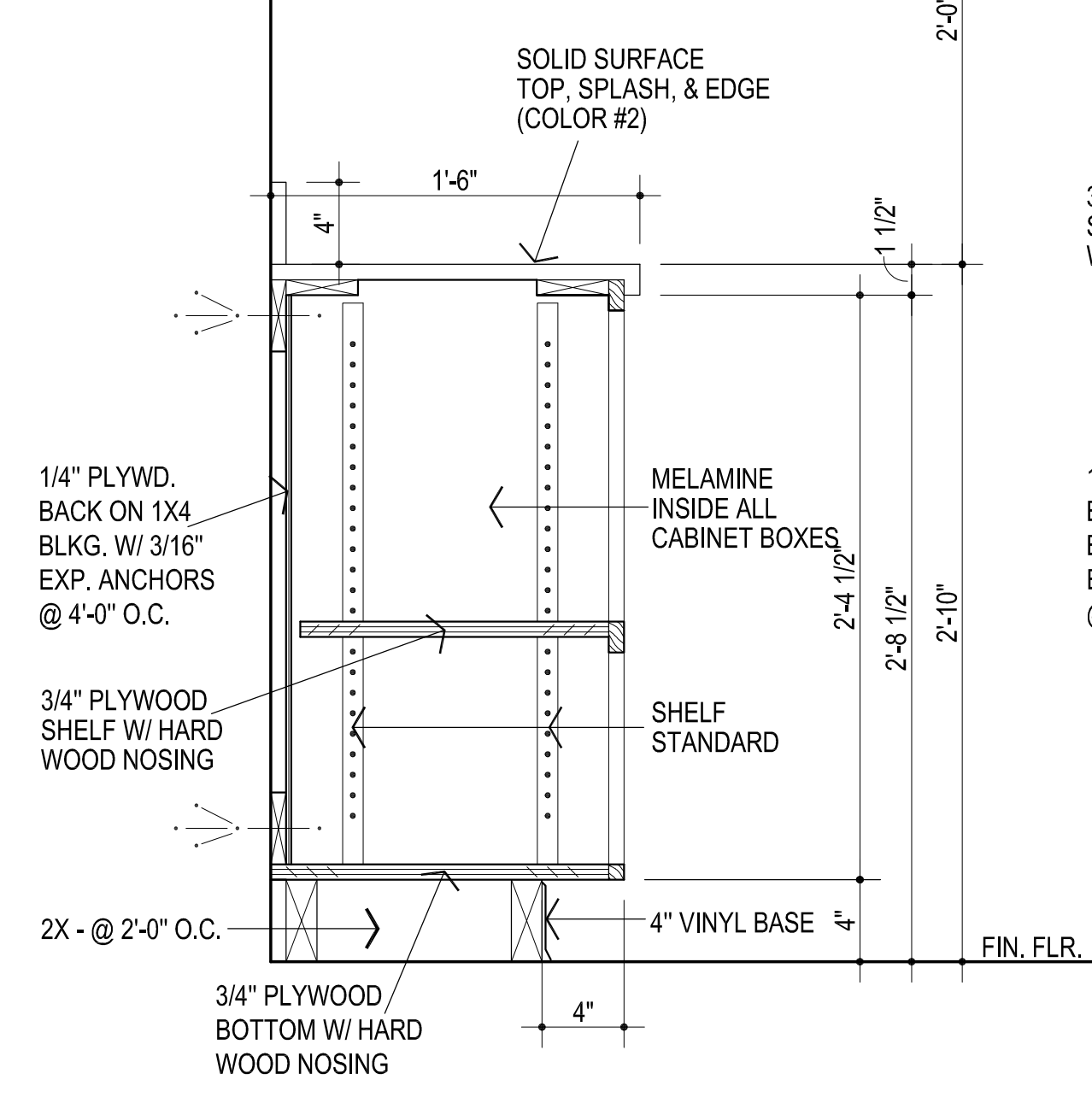
**4** TALL CABINET  
1 1/2" = 1'-0"



**5** SINK SECTION  
1 1/2" = 1'-0"



**2** BASE CABINET  
1 1/2" = 1'-0"



**6** BASE CABINET W/ SHELVES  
1 1/2" = 1'-0"

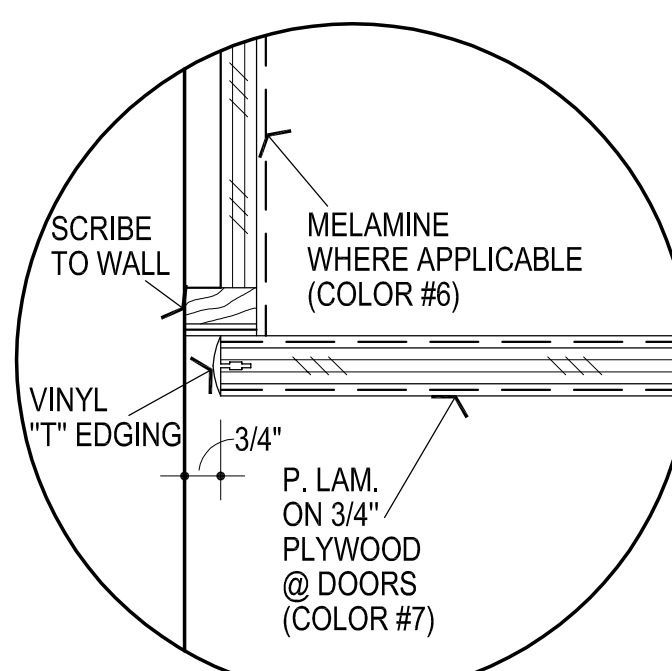


CG	
drawn by	
MA	
checked by	
JANUARY 2024	
date	
revisions	

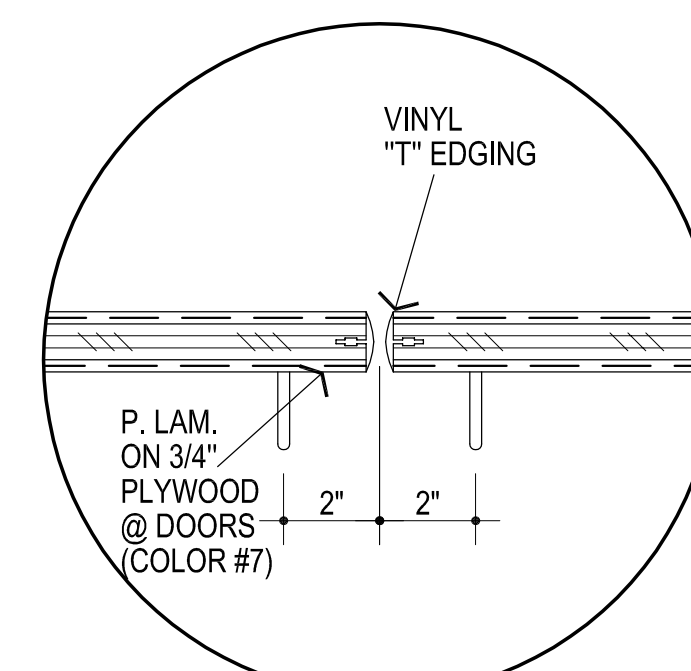
MOORE PUBLIC SCHOOLS  
BOARD OF EDUCATION  
MOORE, OKLAHOMA



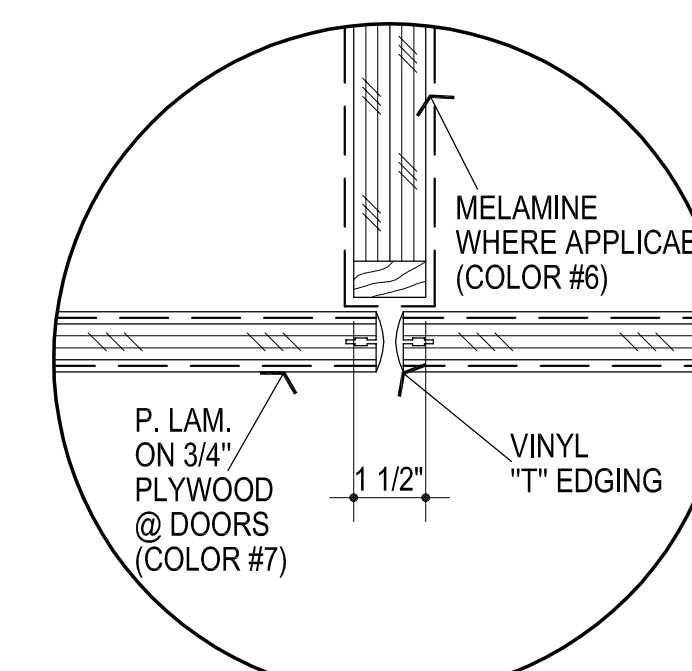
FRAMELESS CABINET / EUROPEAN  
CONSTRUCTION IS ACCEPTABLE



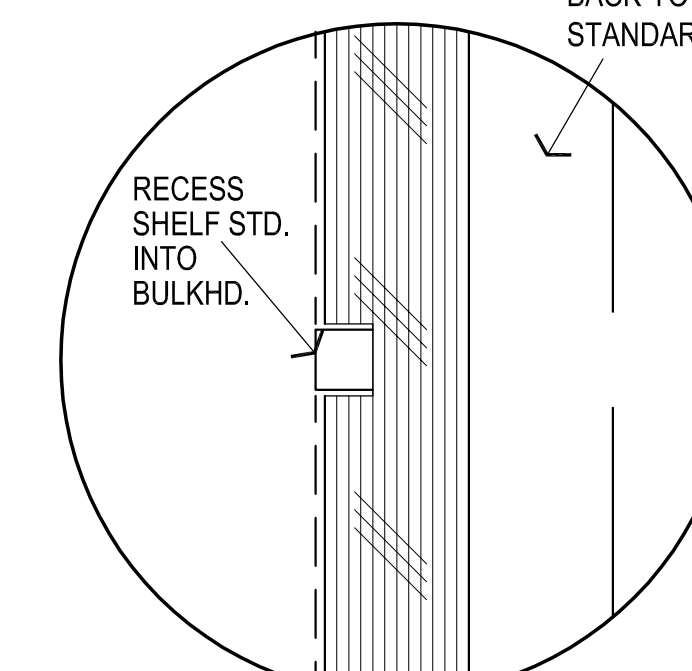
**7** DOOR @ WALL



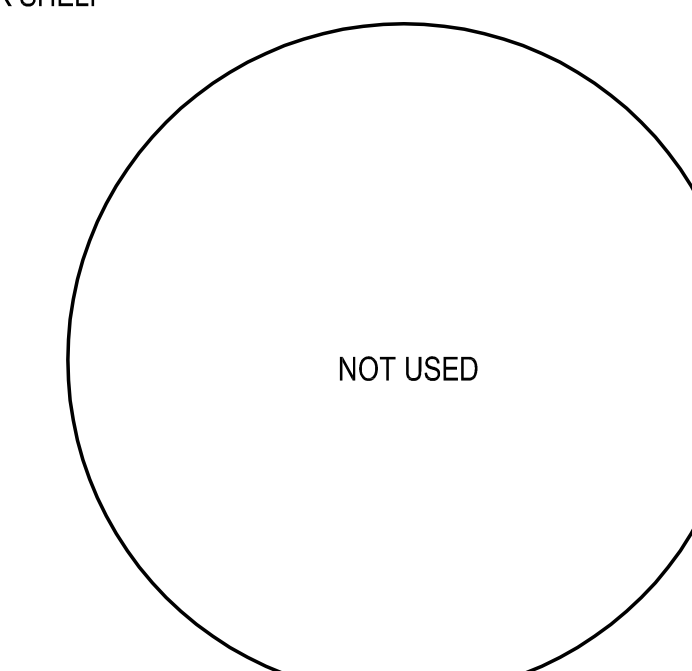
**8** PULLS



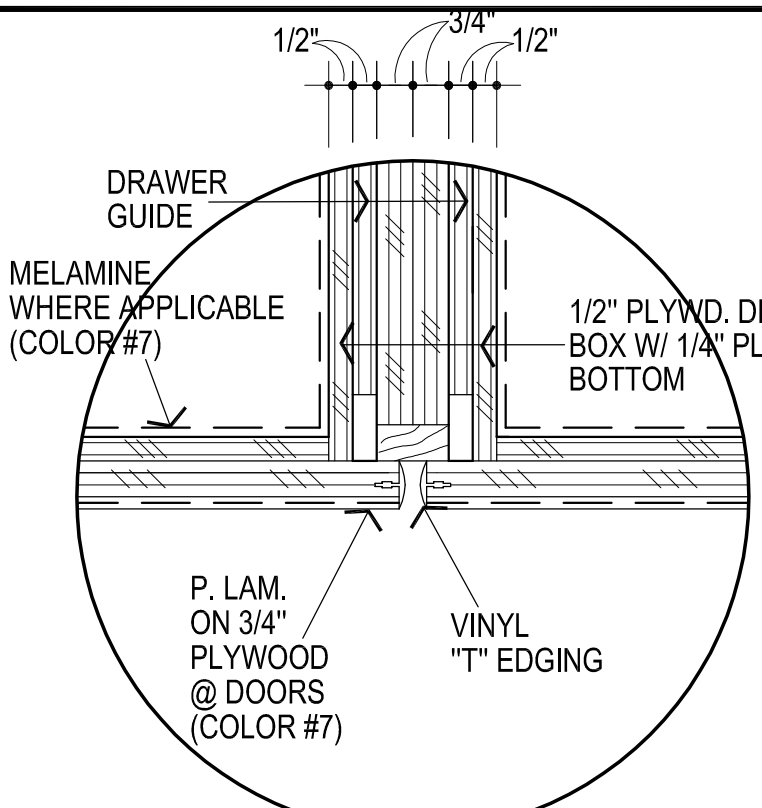
**9** DOORS @ STILE



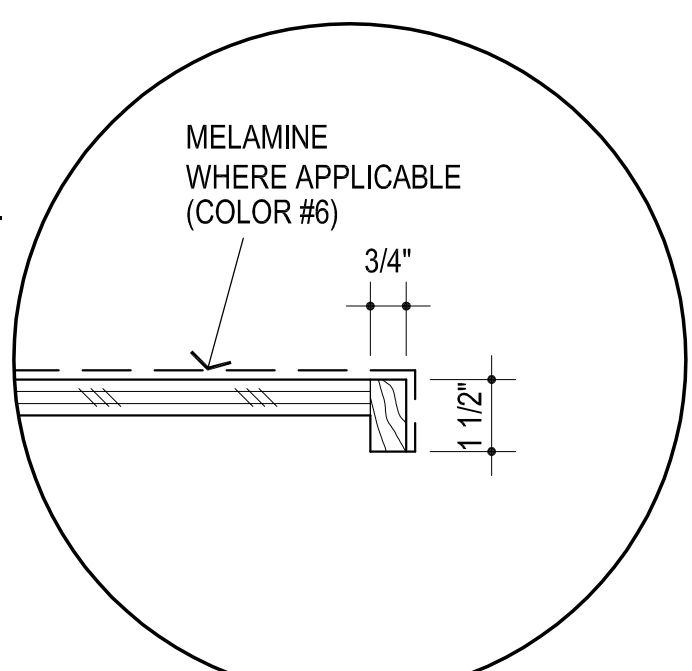
**10** RECESSED STANDARDS



**11**



**12** DRWR. TO DRWR.



**13** SHELF EDGE

SANTA FE  
ELEMENTARY SCHOOL  
2024 MILLWORK  
REPLACEMENT


sheet no:  
**A701**

OWNERSHIP USE OF DOCUMENTS:  
AGP EXPRESSLY RESERVES ITS  
COPYRIGHT AND OTHER PROPERTY  
RIGHTS OF ALL PLANS AND DRAWINGS  
DESIGNED AND/OR PRODUCED. PLANS  
AND DRAWINGS ARE NOT TO BE  
REPRODUCED IN ANY FORM OR MANNER  
WITHOUT THE EXPRESSED WRITTEN  
CONSENT OF AGP.



CG	
drawn by	
MA	
checked by	
JANUARY 2024	
date	
revisions	

MOORE PUBLIC SCHOOLS  
BOARD OF EDUCATION  
MOORE, OKLAHOMA

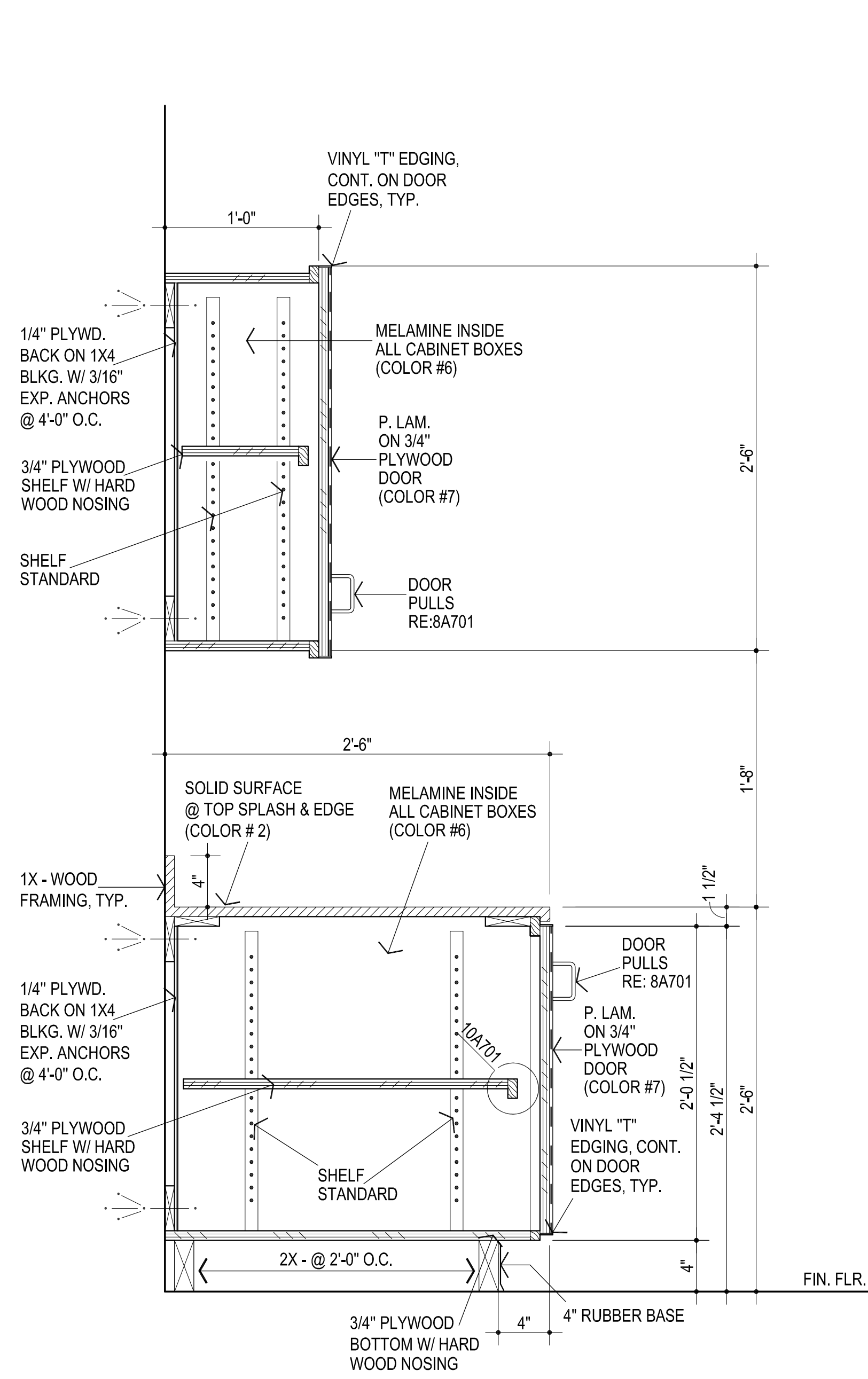


SANTA FE  
ELEMENTARY SCHOOL  
2024 MILLWORK  
REPLACEMENT

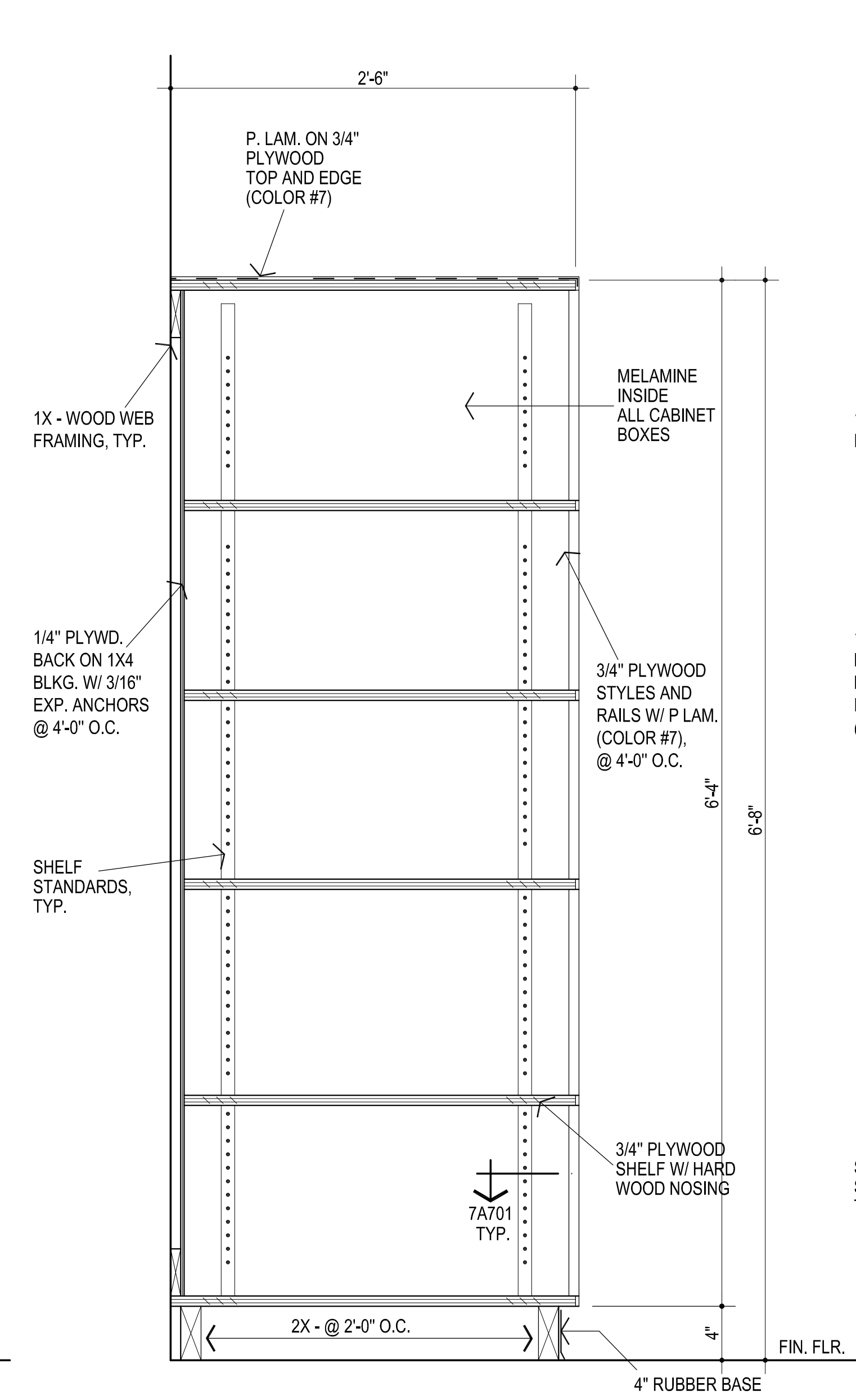
sheet no:

**A702**

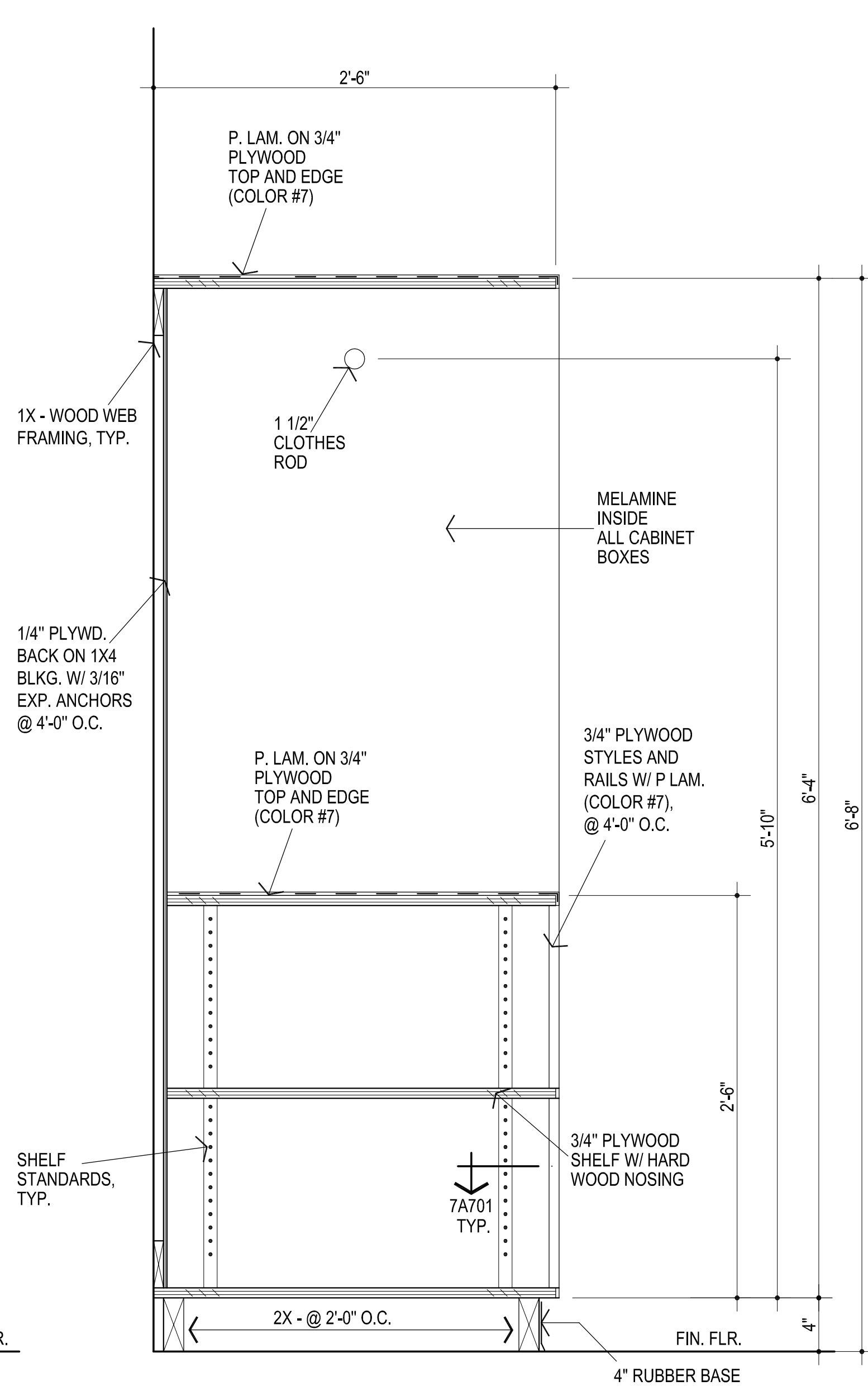
OWNERSHIP USE OF DOCUMENTS:  
AGP EXPRESSLY RESERVES ITS  
COPYRIGHT AND OTHER PROPERTY  
RIGHTS OF ALL PLANS AND DRAWINGS  
DESIGNED AND/OR PRODUCED. PLANS  
AND DRAWINGS ARE NOT TO BE  
REPRODUCED IN ANY FORM OR MANNER  
WITHOUT THE EXPRESSED WRITTEN  
CONSENT OF AGP.



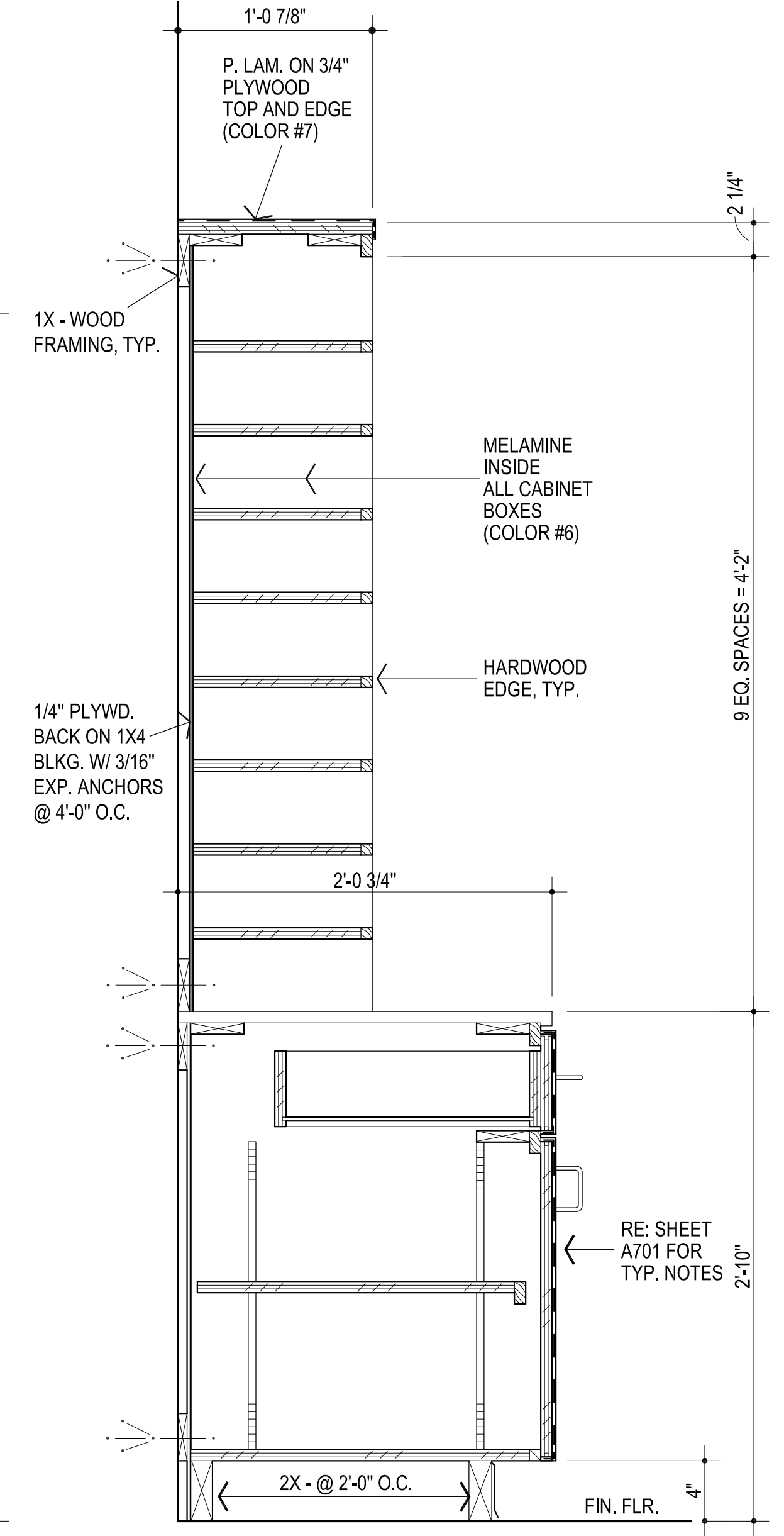
**1** BASE & WALL CABINET  
1 1/2" = 1'-0"



**2** SHELVING  
1 1/2" = 1'-0"



**3** SHELVING  
1 1/2" = 1'-0"



**4** SECTION COUNTER  
1 1/2" = 1'-0"